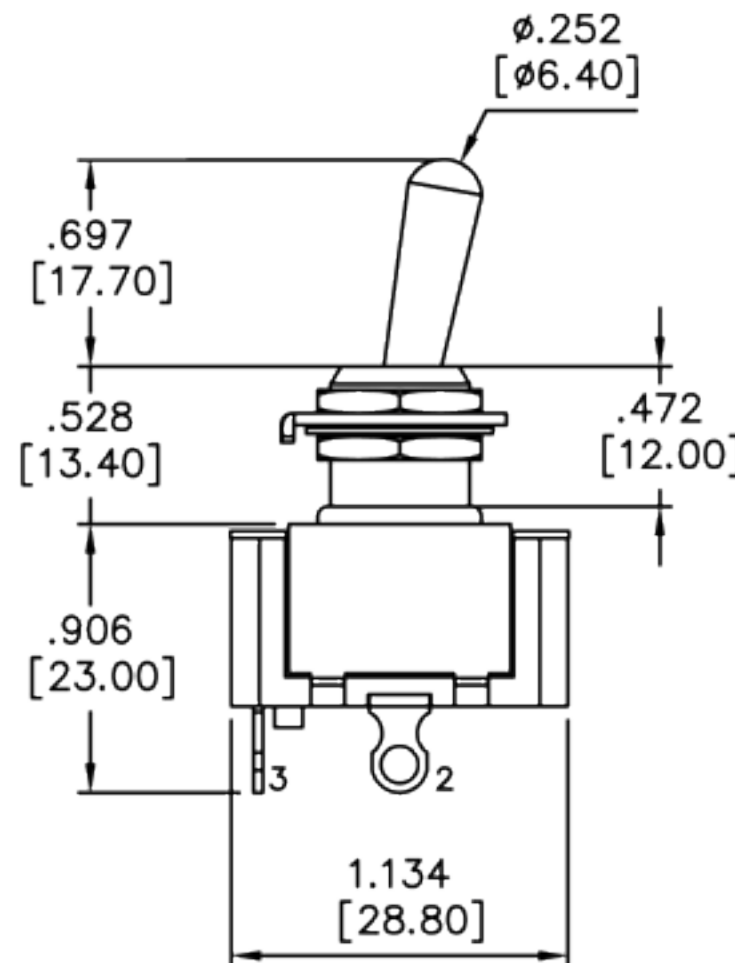
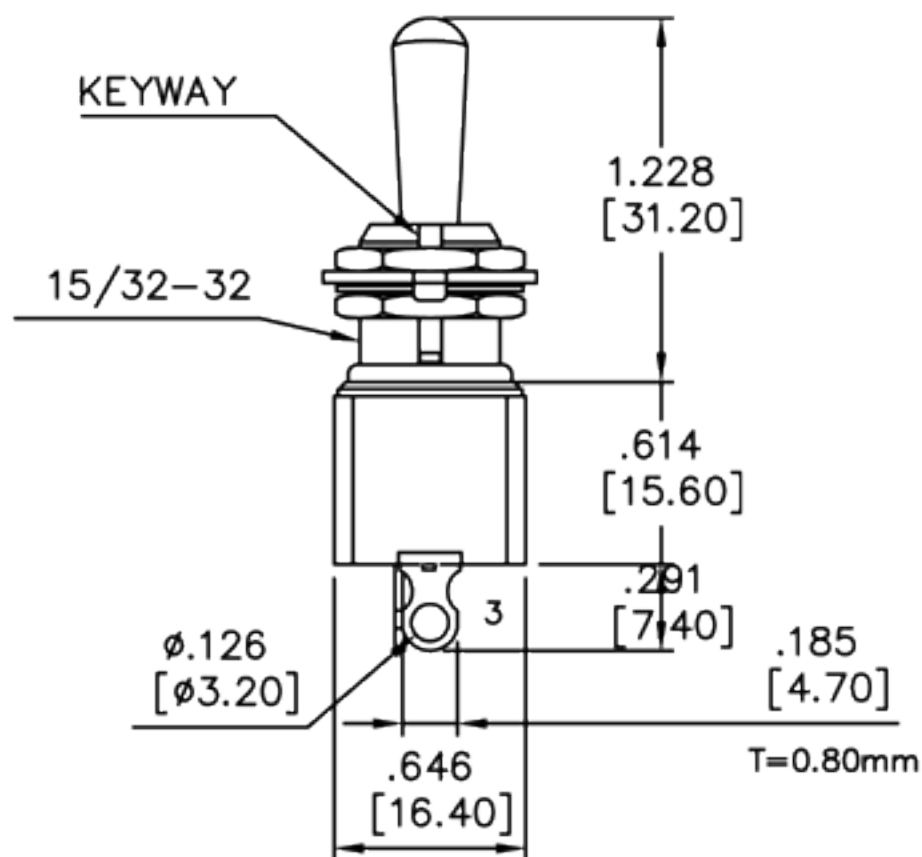
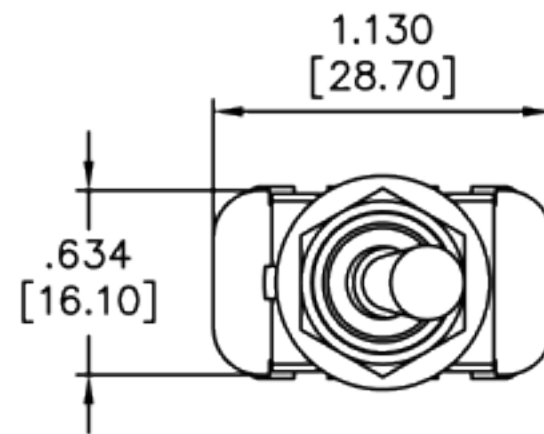
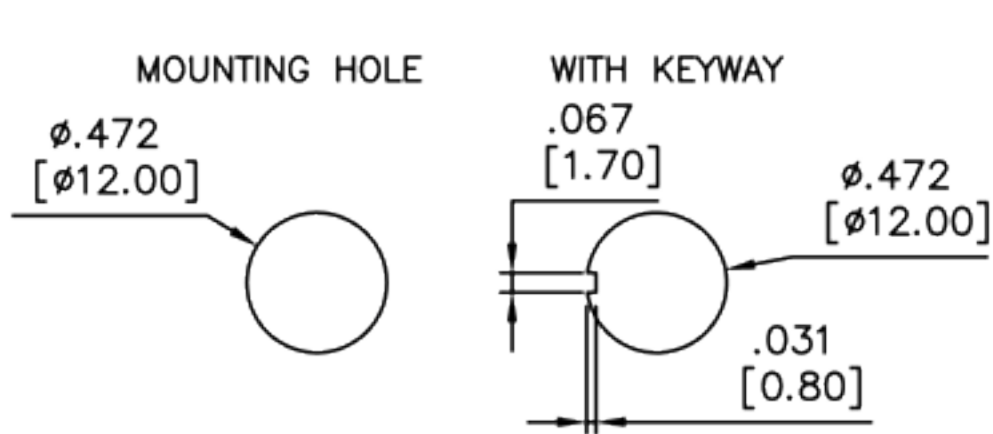


REV. 更改	DESCRIPTION 說明	ENG. 修改人	APPROVE 審核



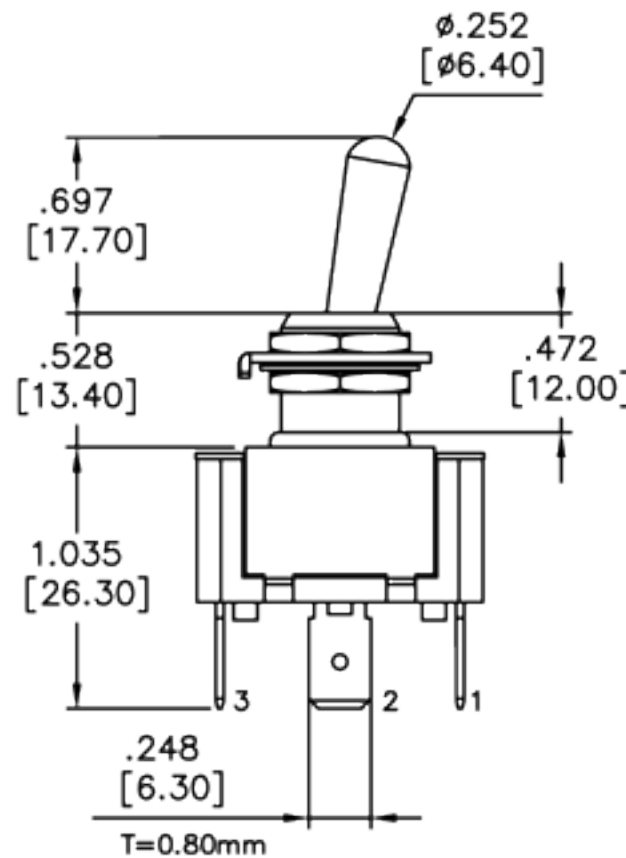
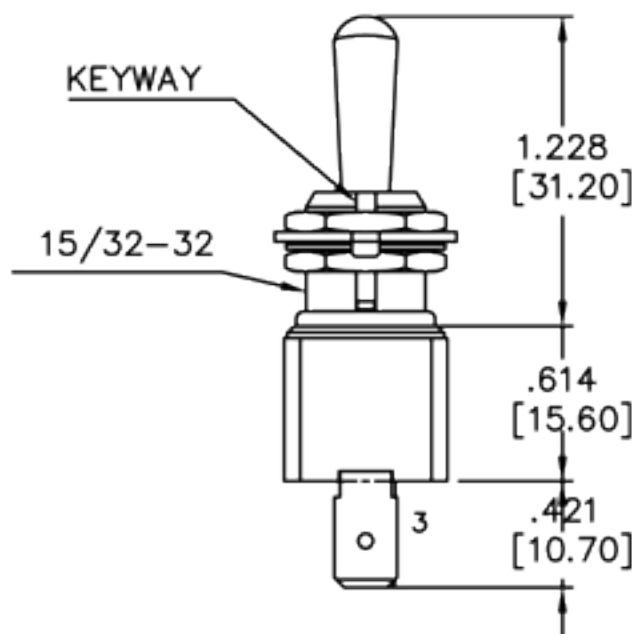
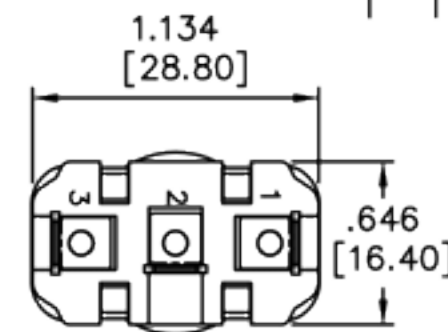
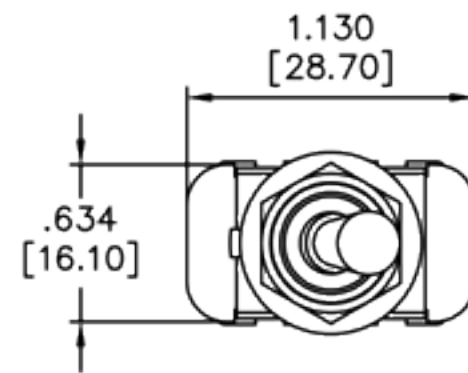
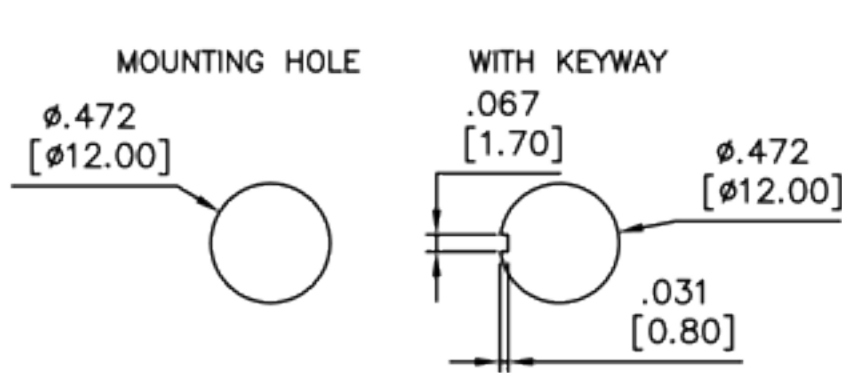
MODEL NO.	SWITCH POSITION		
2P-1	ON	NONE	OFF
2P-8	ON	NONE	(OFF)
2P-9	(ON)	NONE	OFF
Term. Comm.	2-3	OPEN	2-1

SPECIFICATIONS:

- MOVABLE CONTACT: Copper alloy, silver plated
- TERMINALS: Brass bronzing plated
- RATING: 12A @ 250VAC or 20A @ 125VAC
1HP 125 250VAC
- CONTACT RESISTANCE: 20m-ohms max. initial
- INSULATION RESISTANCE: 100M-ohms min. @ 500VDC
- DIELECTRIC STRENGTH: 1,500V RMS @ sea level
- ELECTRICAL LIFE: 30,000 make and break cycles at full load
- OPERATING TEMPERATURE: -30°C to +85°C
- IP65 Protection Class
- HAND SOLDERING TEMPERATURE: 350°C for 3sec. Max.
(No pressure to be applied on terminals)

UNLESS OTHERWISE SPECIFIED DIMENSIONS ARE IN MILLIMETERS ANGULAR TOLERANCE: ±1.0°		TACLEX ELECTRONICS CO.,LTD.	
USED L7C 用途		APPD. Amy 2010/03/03 審核	
FINISH 處理		CHKD. Amy 2010/03/03 校對	
SCALE / 比例		UNIT in(mm) 單位	
TITLE 名稱		DR. Amy 2010/03/03 製圖	
MATERIAL		SPLASH PROOF TOGGLE SWITCH	
DWG NO. L7C-2P1-A1B0M1X 圖號		SIZE A4 圖紙	
FILE NAME L7C-2P1-A1B0M1X 檔案名稱		SHEET 1/1 張	
		REV. 1 更改	

REV. 更改	DESCRIPTION 說明	ENG. 修改人	APPROVE 審核

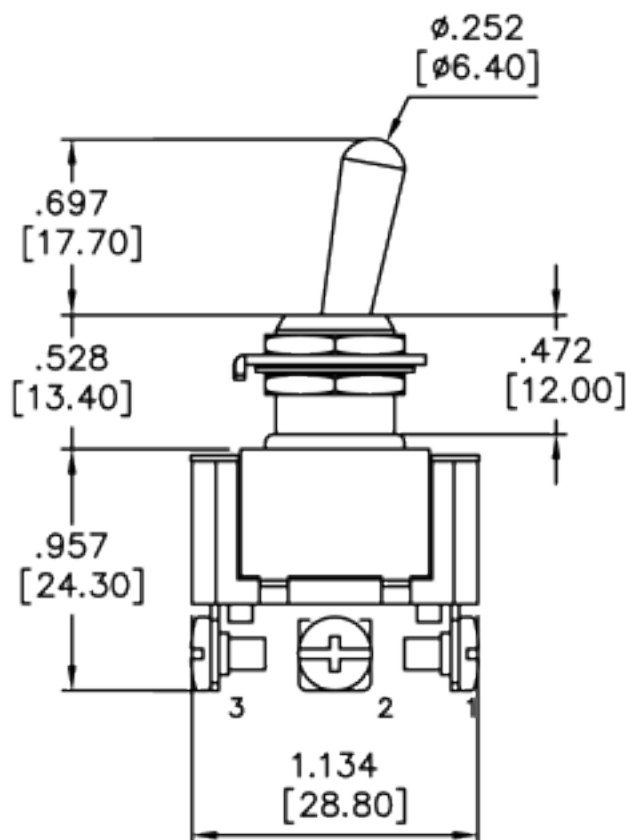
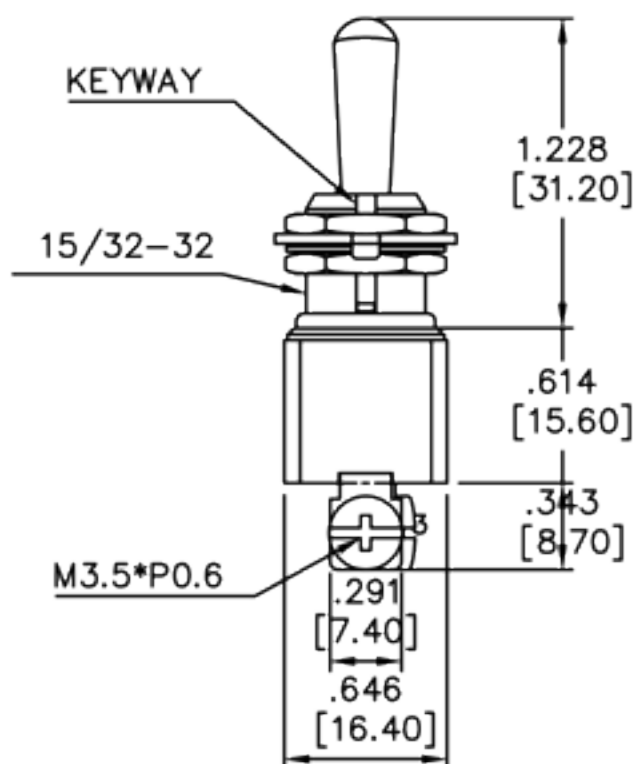
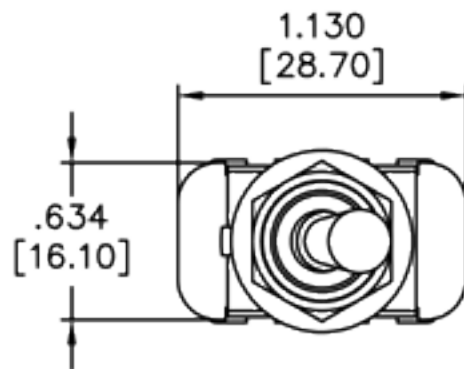
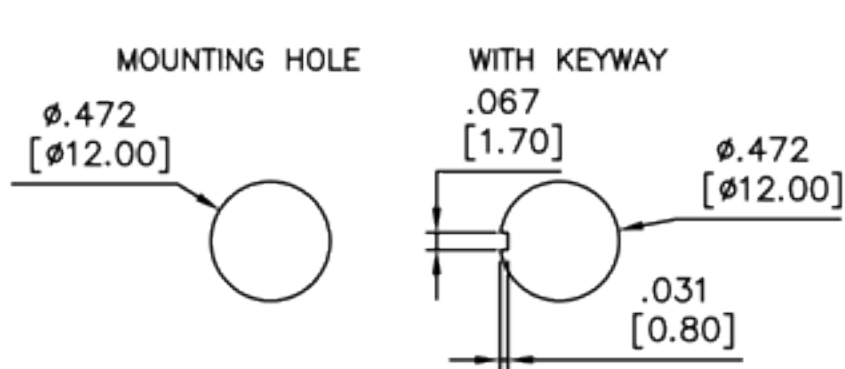


MODEL NO.	SWITCH POSITION		
SP-1	ON	NONE	ON
SP-2	ON	NONE	(ON)
SP-A	(ON)	NONE	ON
SP-3	ON	OFF	ON
SP-4	(ON)	OFF	(ON)
SP-5	ON	OFF	(ON)
Term. Comm.	2-3	OPEN	2-1

SPECIFICATIONS:

- MOVABLE CONTACT: Copper alloy, silver plated
- TERMINALS: Brass tin plating
- RATING: 12A @ 250VAC or 20A @ 125VAC
1HP 125 250VAC
- CONTACT RESISTANCE: 20m-ohms max. initial
- INSULATION RESISTANCE: 100M-ohms min. @ 500VDC
- DIELECTRIC STRENGTH: 1,500V RMS @ sea level
- ELECTRICAL LIFE: 30,000 make and break cycles at full load
- OPERATING TEMPERATURE: -30°C to +85°C
- IP65 Protection Class
- HAND SOLDERING TEMPERATURE: 350°C for 3sec. Max.
(No pressure to be applied on terminals)

UNLESS OTHERWISE SPECIFIED DIMENSIONS ARE IN MILLIMETERS ANGULAR TOLERANCE: ±1.0°		TACLEX ELECTRONICS CO.,LTD.	
		USED 用途	L7C
DIMENSIONS		FINISH 處理	
TOLERANCE		SCALE 比例	
0.00 TO 30.00mm		UNIT 單位	in(mm)
30.01 TO 80.00mm		DR. 製圖	
80.01 TO 150.00mm		TITLE 名稱	SPLASH PROOF TOGGLE SWITCH
150.01 TO		DWG NO. 圖號	L7C-SP1-A1B0M3P
MATERIAL		FILE NAME 檔案名稱	L7C-SP1-A1B0M3P
		SHEET 張數	1/1
		REV. 更改	1



SPECIFICATIONS:

- MOVABLE CONTACT: Copper alloy, silver plated
- TERMINALS: Brass tin plating
- RATING: 12A @ 250VAC or 20A @ 125VAC
1HP 125 250VAC
- CONTACT RESISTANCE: 20m-ohms max. initial
- INSULATION RESISTANCE: 100M-ohms min. @ 500VDC
- DIELECTRIC STRENGTH: 1,500V RMS @ sea level
- ELECTRICAL LIFE: 30,000 make and break cycles at full load
- OPERATING TEMPERATURE: -30°C to +85°C
- IP65 Protection Class
- HAND SOLDERING TEMPERATURE: 350°C for 3sec. Max.
(No pressure to be applied on terminals)

REV. 更改	DESCRIPTION 說明	ENG. 修改人	APPROVE 審核

MODEL NO.	SWITCH POSITION		
SP-1	ON	NONE	ON
SP-2	ON	NONE	(ON)
SP-A	(ON)	NONE	ON
SP-3	ON	OFF	ON
SP-4	(ON)	OFF	(ON)
SP-5	ON	OFF	(ON)
Term. Comm.	2-3	OPEN	2-1

UNLESS OTHERWISE SPECIFIED DIMENSIONS ARE IN MILLIMETERS ANGULAR TOLERANCE: ±1.0°		TACLEX ELECTRONICS CO.,LTD.	
		USED 用途	L7C
DIMENSIONS		FINISH 處理	APPD. 審核
0.00 TO 30.00mm	±0.20mm	SCALE 比例	Amy 2010/03/03
30.01 TO 80.00mm	±0.25mm	UNIT 單位	CHKD. 校對
80.01 TO 150.00mm	±0.30mm	DR. 製圖	Amy 2010/03/03
150.01 TO 150.00mm	±0.40mm	TITLE 名稱	SPLASH PROOF TOGGLE SWITCH
MATERIAL		DWG NO. 圖號	L7C-SP1-A1B0M4
		FILE NAME 檔案名稱	L7C-SP1-A1B0M4.dwg
		SHEET 張數	1/1
		REV. 更改	1