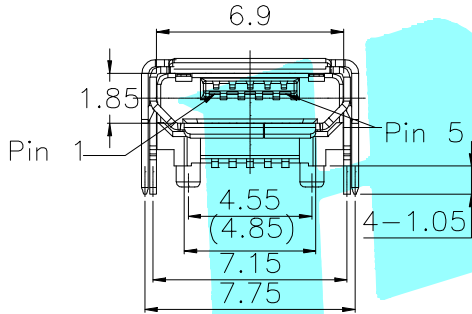
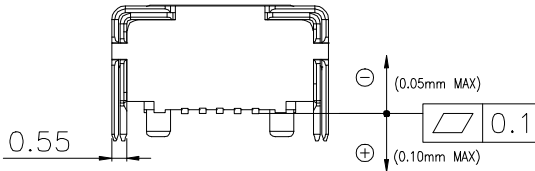
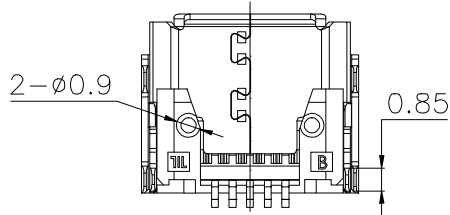
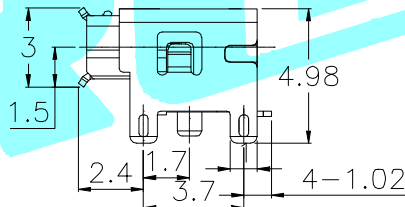


- Notes:
- Specifications:
- 1. Current rating: 1 A Max.
  - 2. Dielectric withstanding voltage: 100V(AC) for 1 min.
  - 3. Contact resistance: 50mΩ Max.
  - 4. Insulation resistance: 100MΩ Min.
  - 5. Total mating force: 3.57 Kgf Max.
  - 6. Total unmating force: 1.0 Kgf Min.0.81~2.05 Kgf Min.after 10000 insertion/extraction cycles
  - 7. Temperature range: -30°C~+80°C



Tolerance : ±0.1(TOP VIEW)



(coplanarity 0.1mm MAX.  
Before, during and after Reflow)

④	CONTACT	----	5	Copper Alloy T=0.20	Under plating: Ni plating Contact area: Gold flash plating Soldering area: Sn plating
③	SHELL	----	1	Stainless Steel T=0.25	1st:Cu, 2nd:NiPLATED
②	COVER	----	1	Stainless Steel T=0.25	1st:Cu, 2nd:NiPLATED
①	HOUSING	----	1	LCP(BLACK)	UL-94V-0

APPROVALS		DATE	HRO 韓綜 ELECTRONICS CO.,LTD		
DRAWN	D.J.LV	2018/1/12	TITLE:	MICRO USB 垫高2.5	
CHECKED			PART NO.	U-F-M5DS-Y-10	
APPROVALS			UNIT: mm	SCALE: 1:1	PROJ:
TOLERANCES ARE		30~12.5 ±0.30 10~30 ±0.20 5~10 ±0.15 ~ 5 ±0.10	ANGLE	DRAWING NO.	SHEET 1 OF 1

ECN NO.	REV.	DATE.	DESCRIPTION.	CHANGE.	CHECK.	APPRO.
	A		NEW			