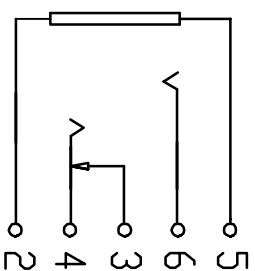
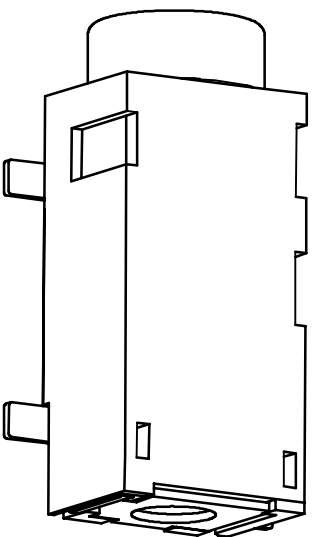
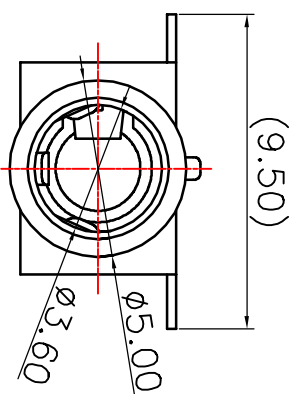
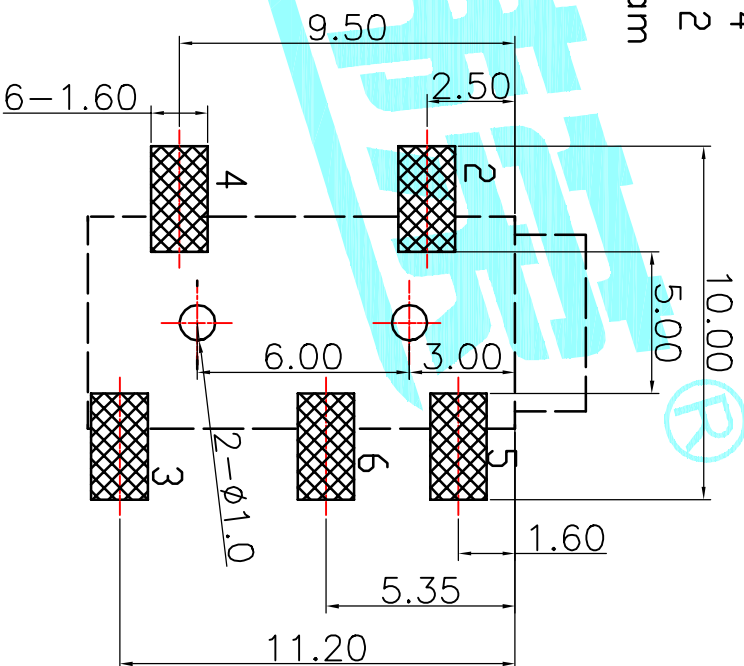
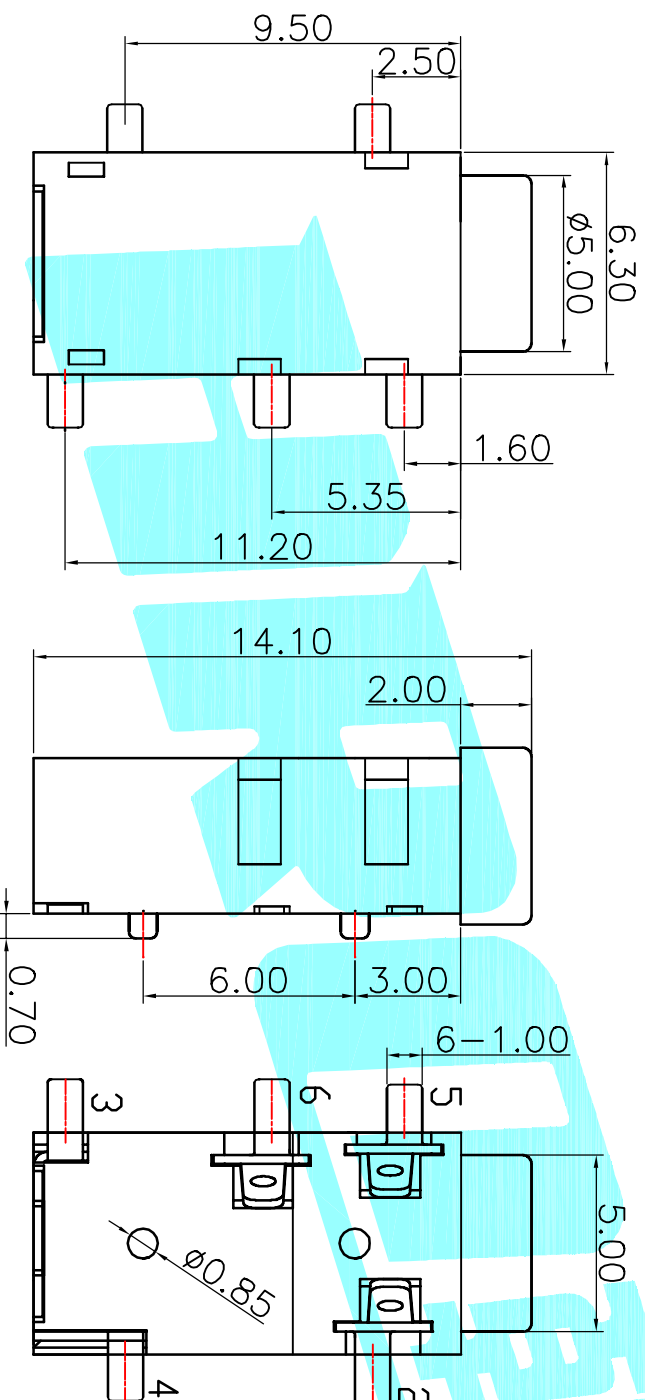


ROHS

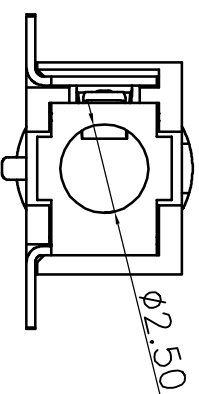



Circuit Diagram



P C B Layout(Top view)

Rating:0.5A 30V DC
Contact Resistance:100 mΩ Max.
Operating temperature:−20°C~70°C
Operating force:3~20N
Operating Life:5,000cycles





Contact Resistance: 100 mΩ Max.
 Operating temperature: -20℃~70℃
 Operating force: 3~20N
 Operating Life: 5,000 cycles

②	Shunt terminal	_____	5	Phosphor bronze	Plating Au	_____
①	Housing	_____	1	PPA	Black	_____
ITEM	PART NAME	Serial number	QTY.	MATERIAL	FINISHING	REMARK

APPROVALS		DATE
DRAWN	J.X.Zhang	2014/9/12
CHECKED		
APPROVALS		

TITLE: PHONE JACKS

PJ-327G

HORO®

ELECTRONICS CO.,LTD

ECN NO.	REV.	DATE.	NEW	CHANGE.	CHECK.	APPRO.
	A					
DESCRIPTION.						

TOLERANCES ARE 30μm MAX ±0.30 ANGLE 10°~30° ±0.20 UNIT: mm SCALE: 1:1 PROJ: SHEET 1 of 1