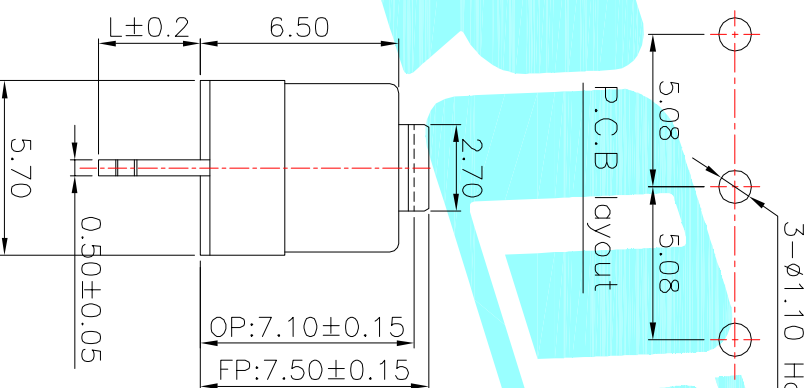
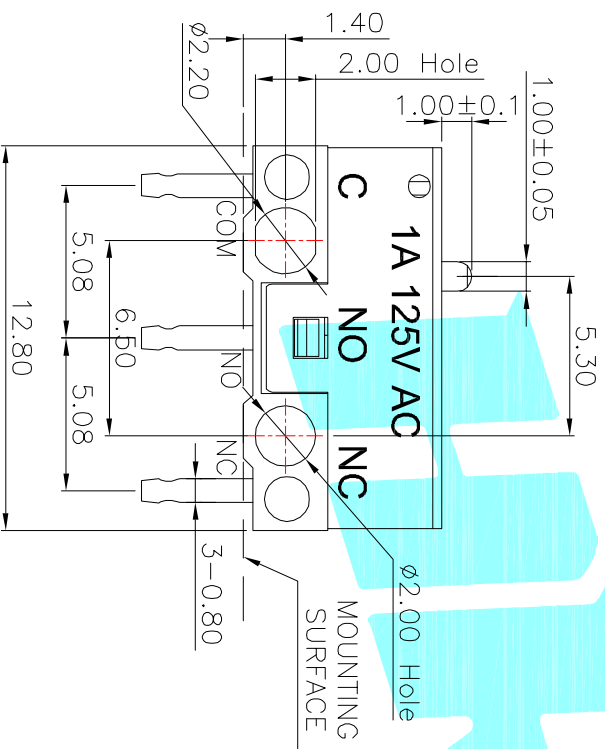
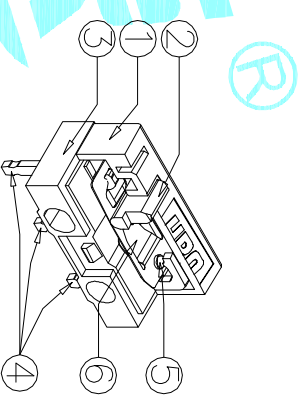
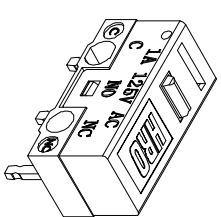


Circuit Diagram



L	PART NO.
3.00	K9-1267T
3.40	K9-1267T-0
4.50	K9-1267T-0
5.40	K9-1267T-0
7.45	K9-1267T-0
11.8	K9-1267T-0

NOTE:

1. Rating: DC30V 0.1A
2. OP: 7.10 ± 0.15
3. Operating froce: 80 ± 15 gf
4. Mechanical Life: 3,000,000

ITEM	PART NAME	TER'NO.	QTY.	MATERIAL	FINISHING	REMARK
⑥	Strapnel	—	1	Beryllium Copper	—	—
⑤	Contact	—	1	Ag	—	—
④	Terminal	—	3	Brass(0.52t)	Plating silver	—
③	Housing	—	1	PBT	White	—
②	Knob	—	1	PBT	White	—
①	Cover	—	1	PBT	Black	—

APPROVALS	DATE	HWOO 韓娛®
-----------	------	----------

DRAWN	J.X.Zhang	2013/11/6	ELECTRONICS CO.,LTD
-------	-----------	-----------	---------------------

CHECKED		TITLE:	MICRO SWITCHS
---------	--	--------	---------------

APPROVALS	PART NO.

TOI FRANCES ARE	30~41.1	±0.30	ANGLE	UNIT: mm	SCALE: 1:1	PROJ.
	10~30	±0.20				

5~10	±0.15	±2°	DRAWING NO.	SHEET 1 OF 1
~ 5	±0.10			

ECN NO.	REV.	DATE.	DESCRIPTION.	CHANGE.	CHECK.
_____	A	_____	NEW	_____	_____