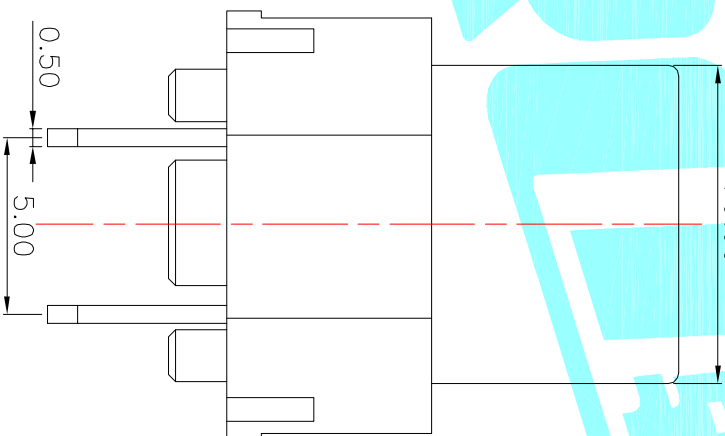
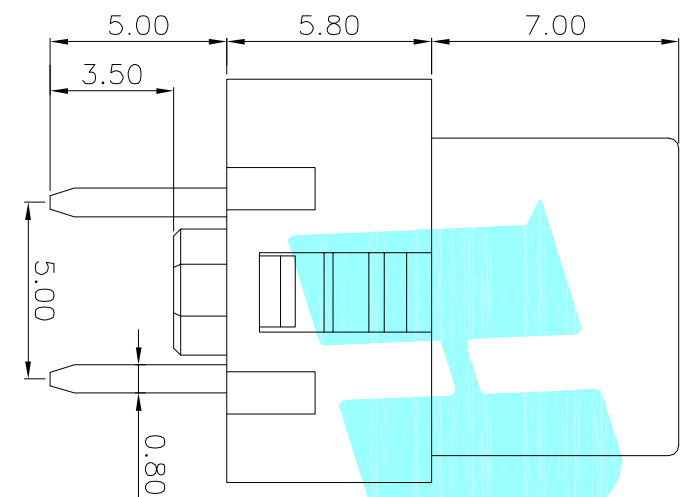
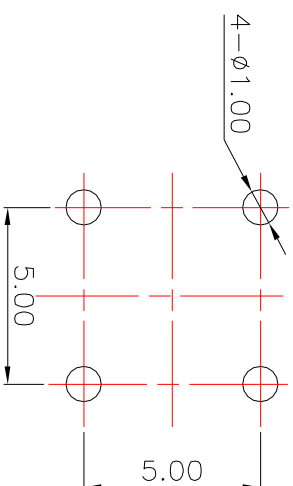


Circuit Diagram

PCBLayout(Pattern Side)



②	Terminal	—	3	Phosphor bronze	Au Plating	—
①	Housing	—	1	Nylon	Black	—
ITEM	PART NAME	TER.NO.	QTY.	MATERIAL	FINISHING	REMARK

APPROVALS	DATE	ELECTRONICS CO.,LTD				
DRAWN	J.X.Zhang	2013/11/11				

CHECKED	TITLE:	LED Tact Switch				
---------	--------	-----------------	--	--	--	--

APPROVALS	PART NO.	K6-1202D				
-----------	----------	----------	--	--	--	--

TOLERANCES ARE	30~12.1 ±0.30	ANGLE	UNIT: mm	SCALE: 1:1	PROJ: ①
	10~30 ±0.20				
	5~10 ±0.15	±2°	DRAWING NO.		SHEET 1 OF 1
	~5 ±0.10				

ECN NO.	REV.	DATE.	DESCRIPTION.	CHANGE.	CHECK.	APPRO.
	A		NEW			