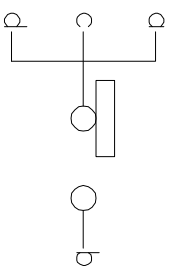
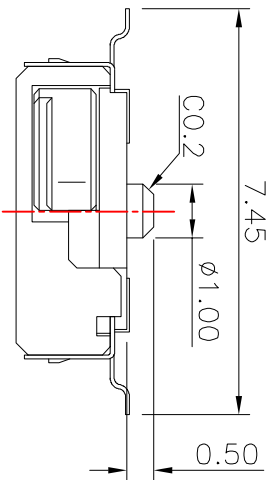
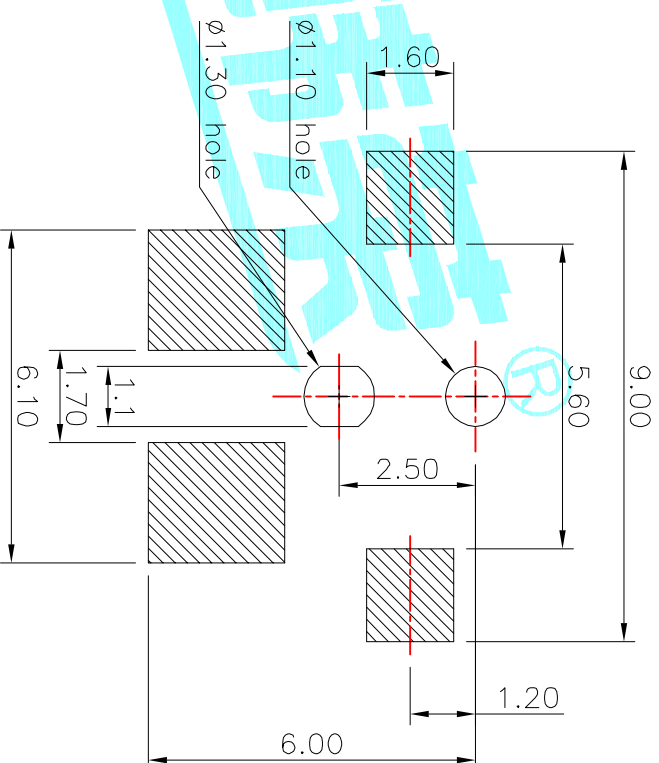
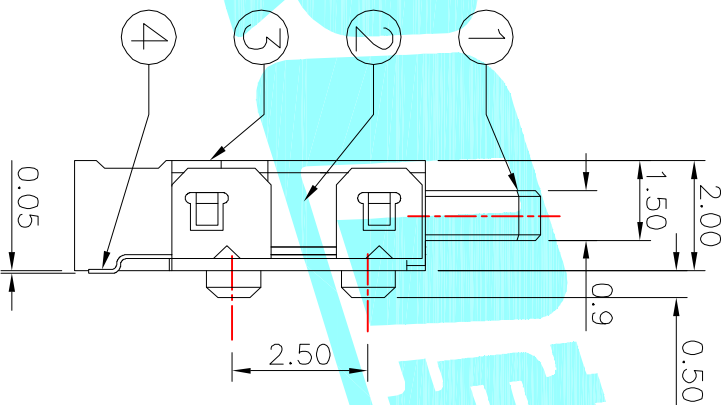
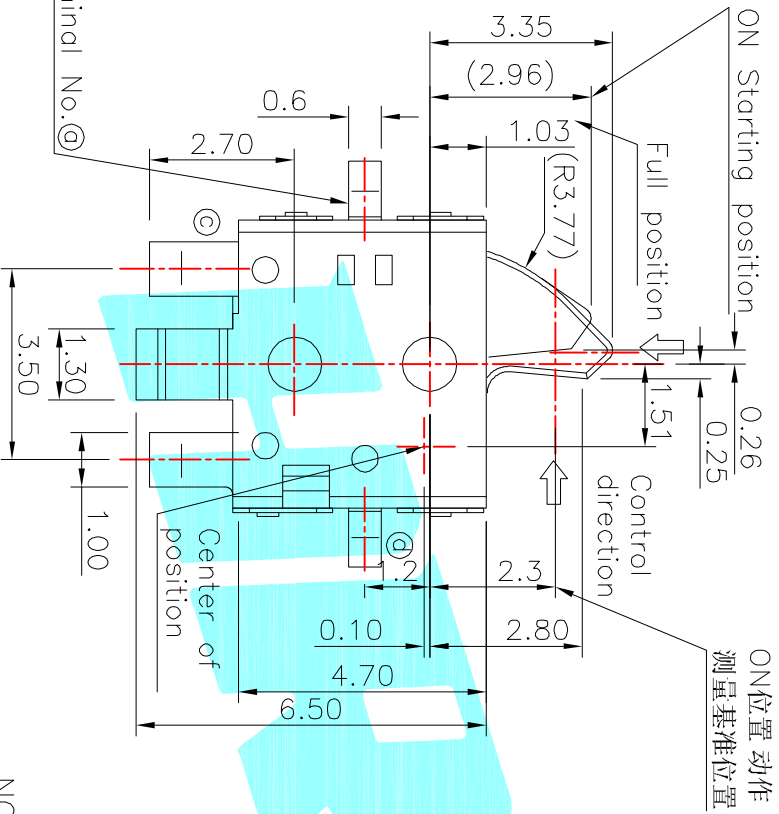


# ROHS



## Circuit Diagram



PCB Layout(Pattern side)

ITEM	PART NAME	TER.NO.	QTY.	MATERIAL	FINISHING	REMARK
⑤	Spring	—	1	SUS	Ag Plated	—
④	Terminal	—	4	Phosphor Bronze	Ag Plated	—
③	Cover	—	1	PA46	Black	—
②	Base	—	1	PA46	Black	—
①	Slider	—	1	PA46	Black	—

NOTE:

Rating: DC 20V 50mA

Operating Force:  $20 \pm 10 \text{ gf}$

Lifetime: 100,000 Cycles

						CHECKED				TITLE:		DETECTOR SWITCHES	
						APPROVALS				PART NO.		K5-1616SA-02	
A													
ECN NO.		REV.		DATE.		DESCRIPTION.		CHANGE.		CHECK.		APPRO.	
						NEW							
						TOLERANCES ARE		30~45°		±0.30		ANGLE	
						10~30		±0.20		±2°		UNIT: mm	
						5~10		±0.15		±2°		DRAWING NO.	
						~5		±0.10		±2°		SCALE: 1:1	
												PROD. 	
												SHEET 1 OF 	