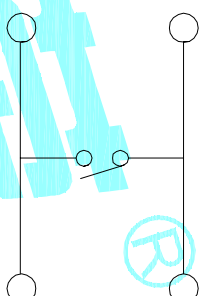


PCB Layout(Pattern side)

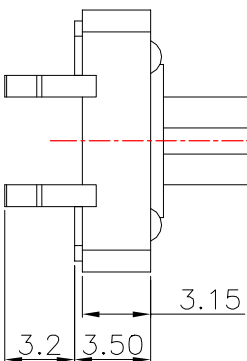
Circuit Diagram




NO.1	
PART NO	vigor
1	90±30
2	130±30
3	180±30
4	250±30
5	350±50

NO.2	
PART NO	MATERIAL/QTY
S	SUS/1PC
C	C5210/1PC
D	SUS/2PCS
F	C5210/2PCS

NO.3-NO.4	
PART NO	NOTE
01~99	SERIAL NUMBER



⑤	Terminal	—	4	Brass(0.3t)	Plating silver	—
④	Contact	—	1	F.Ag/C5210	—	—
③	Base	—	1	Nylon	Black	UL94V-0
②	Cover	—	1	SPCC/Bross	Plating Sn	—
①	Keystoke	—	1	Nylon	Black	UL94V-0
ITEM	PART NAME	TER'NO.	QTY.	MATERIAL	FINISHING	REMARK

APPROVALS		DATE	ELECTRONICS CO.,LTD		
DRAWN	J.X.Zhang	2014/2/19			
CHECKED					

						TITLE:		TACT SWITCHES	
		CHECKED							
		APPROVALS				PART NO.		K2-1103DM-A00W-00	
		A		NEW					
ECN NO.		REV.		DATE.		DESCRIPTION.		CHANGE.	
								CHECK.	
								APPRO.	
						TOLERANCES ARE			
						30~0.1		±0.30	
						10~30		±0.20	
						5~10		±0.15	
						~ 5		±0.10	
						ANGLE		±2°	
						UNIT: mm		SCALE: 1:1	
						DRAWING NO.		SHEET 1 OF 1	
								