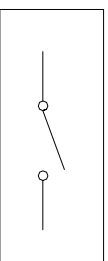
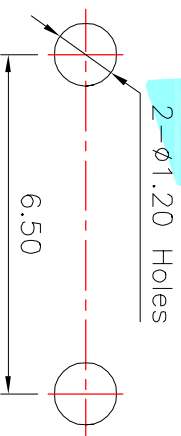
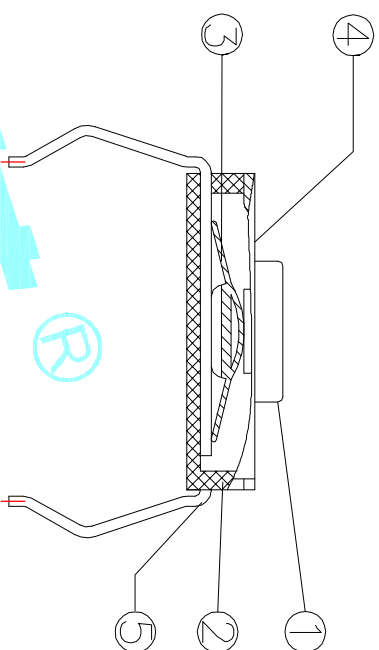
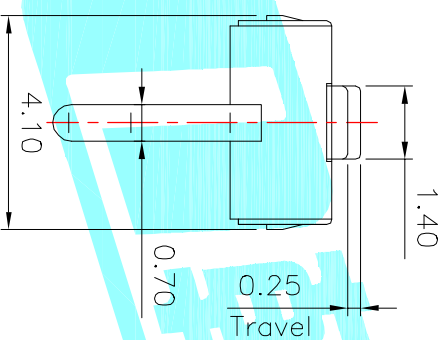
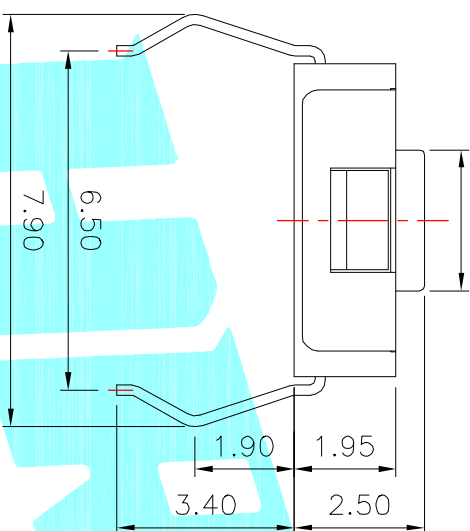
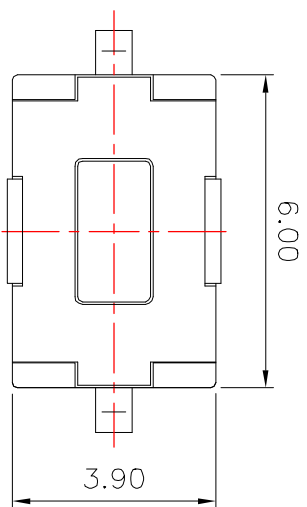


ROHS



PCB Layout(Pattern Side)


Circuit Diagram

NO.1	
PART NO	vigor
1	90±30
2	130±30
3	180±30
4	250±30
5	350±50

NO.2	
Contact	MATERIAL/QT.
S	SUS/1PC
C	C5210/1PC
D	SUS/2PCS
F	C5210/2PCS

NO.3-NO.4	
PART NO	NOTE
01~99	SERIAL NUMBER

ITEM	PART NAME	TER.NO.	QTY.	MATERIAL	FINISHING	REMARK
⑤	TERMINAL	—	2	Brass(0.20t)	Ag-PLATED	—
④	Cover	—	1	Sheet Iron	Plating Nickel	—
③	Contact	—	1	Stainless Steel	Ag-PLATED	—
②	Base	—	1	NYLON	Black	—
①	Keystoke	—	1	NYLON	White	—

APPROVALS		 ELECTRONICS CO.,LTD
	DATE	
DRAWN	J.X.Zhang	2012/3/18

CHECKED			TITLE:	TACT SWITCHES

APPROVALS		PART NO.	K2-1107DR-ADQW-QQ
-----------	--	----------	-------------------

TOI FRANCES ARE	30~以上	ANGLE	UNIT: mm	SCALE: 1:1	PROJ. 
	10~30	±0.30 ±0.20			

1. 検査項目 (ITEM)	5~10	±2*	DRAWING NO.	SHEET 1 OF 1
	±0.15			
	±0.10			
2. 検査方法 (METHOD)	~ 5			

	A		NEW		
ECN NO.	REV.	DATE.	DESCRIPTION.	CHANGE.	CHECK.
					APPRO.