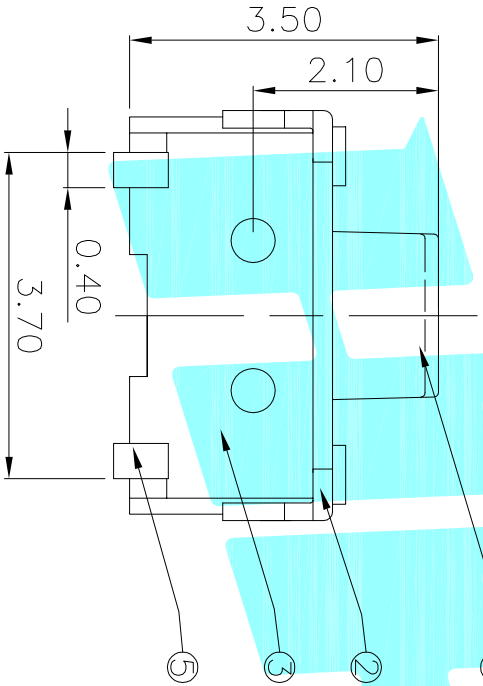
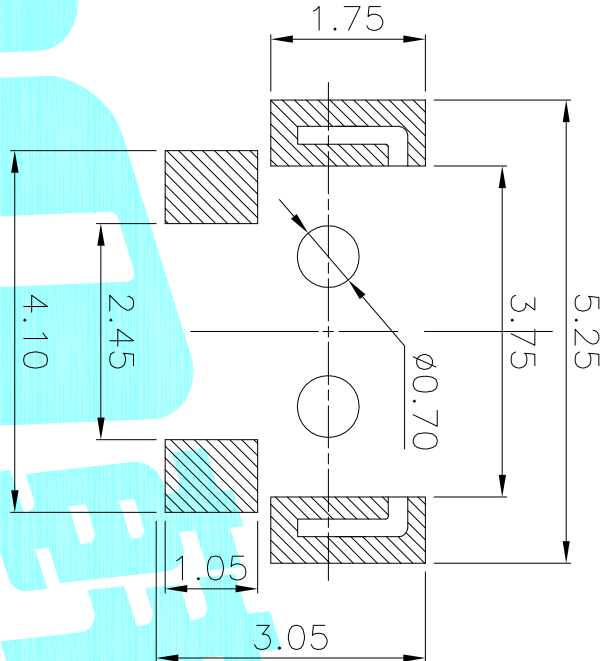
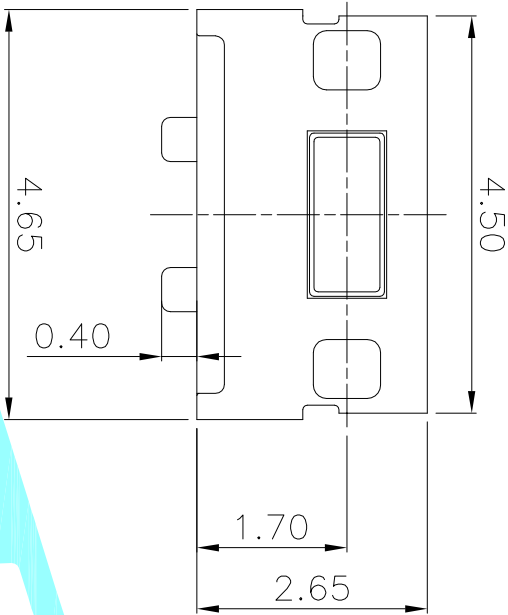




Circuit Diagram



NO.3

PART NO	MATERIAL/QTY
S	SUS/1PC
C	C5210/1PC
D	SUS/2PCS
F	C5210/2PCS

NO.2

PART NO	vigor
3	180±30
4	250±30

NO.4—NO.5

PART NO	NOTE
01~99	SERIAL NUMBER

⑥	Dust cover	—	1	KAPTON FILM	—	—
⑤	Terminal	—	2	Phosphor Bronze	Plating silver	—
④	Contact	—	1	F.Ag/C5210	—	—
③	Base	—	1	PA46	White	UL94V-0
②	Cover	—	1	Brass	Plating Sn	—
①	Keystoke	—	1	PA46	White	UL94V-0
ITEM	PART NAME	TER'NO.	QTY.	MATERIAL	FINISHING	REMARK

APPROVALS		DATE	HILITE ELECTRONICS CO.,LTD			
DRAWN JKUN.LU		2017/12/16				

CHECKED		TITLE: TACT SWITCHS	
APPROVALS		PART NO.	K2-1806SG-A00W-00
TOLERANCES ARE		UNIT: mm	SCALE: 1:1
30~0.1		±0.30	PROJ: 00
10~30		±0.20	
5~10		±0.15	
~5		±0.10	
ECN NO.	REV.	DATE.	DESCRIPTION.
	A		NEW
CHANGE.	CHECK.	APPRO.	