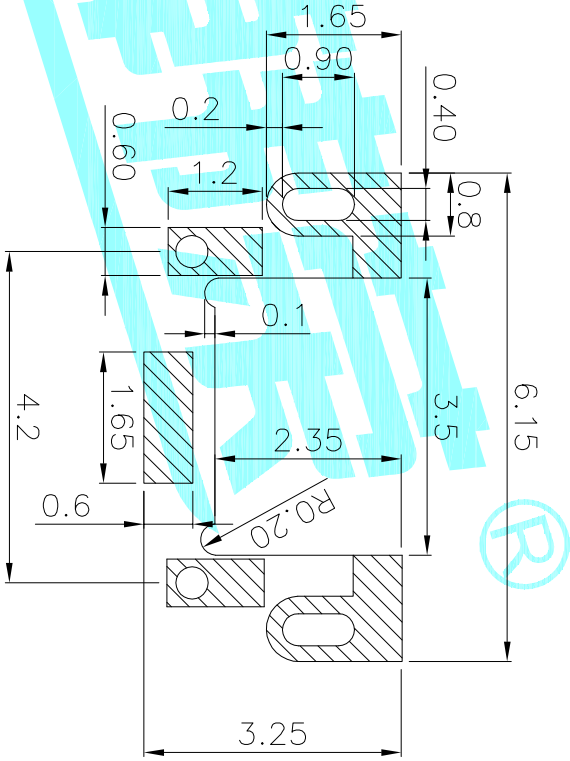
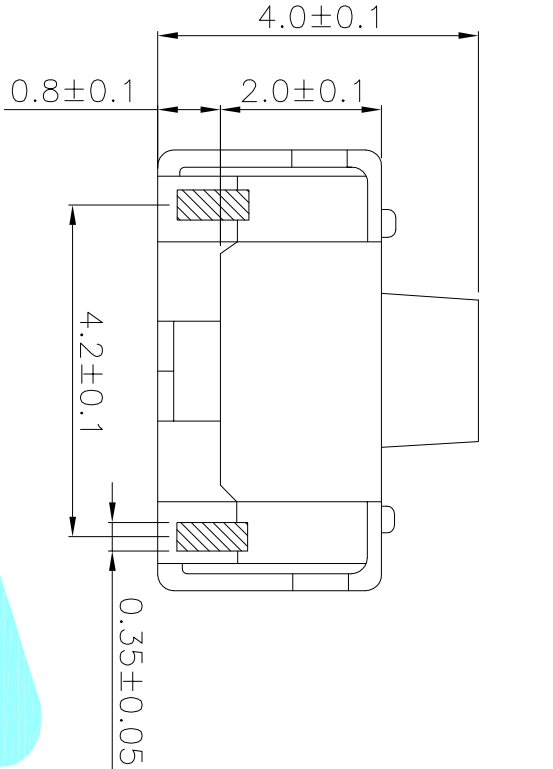
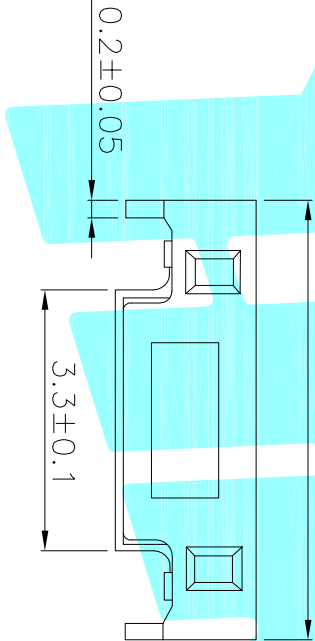


Circuit Diagram



NO.2	
PART NO	vigor
3	180±30
4	250±30

NO.4—NO.5	
PART NO	NOTE
01~99	SERIAL NUMBER



Typical Specifications :
1. Rating : DC 12V 50mA
2. Life:30,000 Cycles Min.

PCB Layout(Pattern Side)

⑤	Terminal	—	2	Phosphor Bronze	Plating silver	—
④	Contact	—	2	F.Ag/SUS	—	—
③	Base	—	1	LCP	White	UL94V-0
②	Cover	—	1	Phosphor Bronze	Plating Sn	—
①	Keystoke	—	1	LCP	White	UL94V-0
ITEM	PART NAME	TER'NO.	QTY.	MATERIAL	FINISHING	REMARK

APPROVALS		DATE	ELECTRONICS CO.,LTD			
DRAWN	JKUN.LU	2018/8/1				

CHECKED		TITLE:		TACT SWITCHS		
APPROVALS		PART NO.	K2-1806FN-A0DW-□□		SCALE: 1:1	PROJ:
TOLERANCES ARE		30~0.1±	±0.30	ANGLE	UNIT: mm	SHEET 1 OF 1
		10~30	±0.20			
		5~10	±0.15			
		~ 5	±0.10	±2°	DRAWING NO.	
ECN NO.	REV.	DATE.	DESCRIPTION.			
	A		NEW			
CHANGE.		CHECK.	APPRO.			