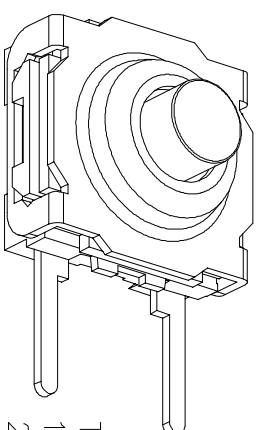
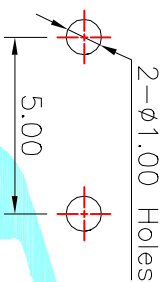


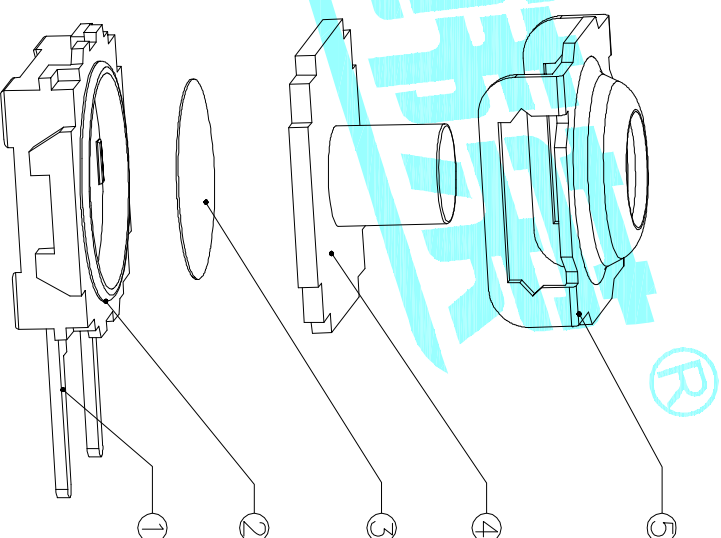
Circuit Diagram



Typical Specifications :
1. Rating : DC 12V 50mA
2. Life:100,000 Cycles Min.



PCB Layout(Pattern side)



NO.1	
PART NO	vigor
4	250±30
5	350±50

NO.2	
PART NO	MATERIAL/Qty
S	SUS/1PC
C	C5210/1PC
D	SUS/2PCS
F	C5210/2PCS

NO.3—NO.4	
PART NO	NOTE
01~99	SERIAL NUMBER

ITEM	PART NAME	TER'NO.	QTY.	MATERIAL	FINISHING	REMARK
⑤	Cover	—	1	Brass	Tin Plated	—
④	Keystoke	—	1	Silica gel	Red	—
③	Contact	—	1	F.Ag/C5210	Plating silver	—
②	Base	—	1	PPA	Black	—
①	Terminal	—	4	Copper(0.3t)	Plating silver	—

APPROVALS		DATE	ELECTRONICS CO.,LTD	
DRAWN	xu qi feng	2014.11.26		

APPROVALS		TITLE:		TACT SWITCHS	
CHECKED		PART NO.	K2-1846DF-A00W	PROJ.	
TOLERANCES ARE		UNIT: mm	SCALE: 1:1	SHEET 1 OF 1	
30~12.5 ±0.30		ANGLE			
10~30 ±0.20					
5~10 ±0.15					
~5 ±0.10					
ECN NO.	REV.	DATE.	DESCRIPTION.	CHANGE.	CHECK.
	A		NEW		APPRO.