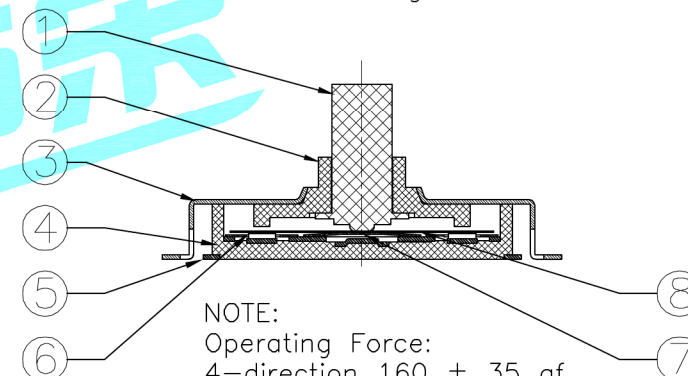
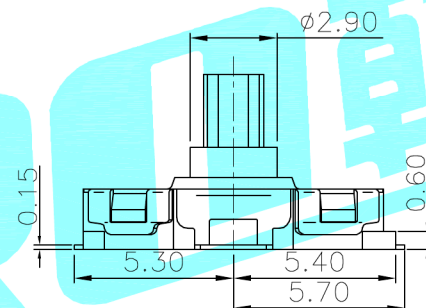
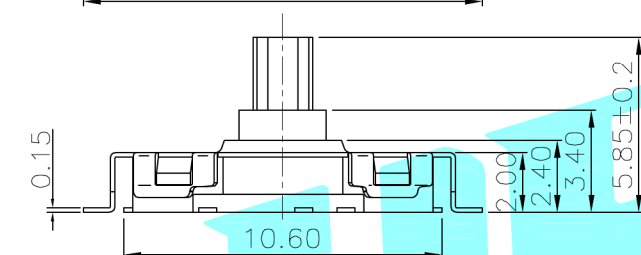
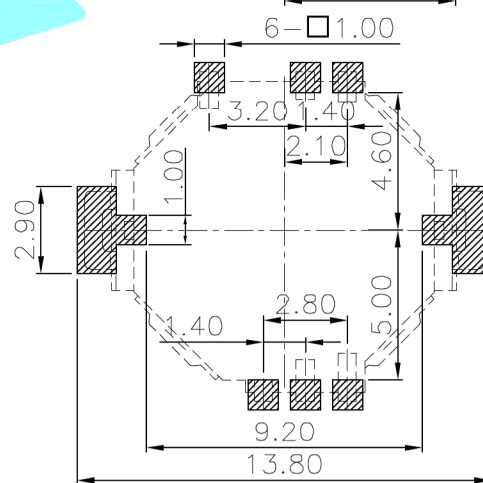
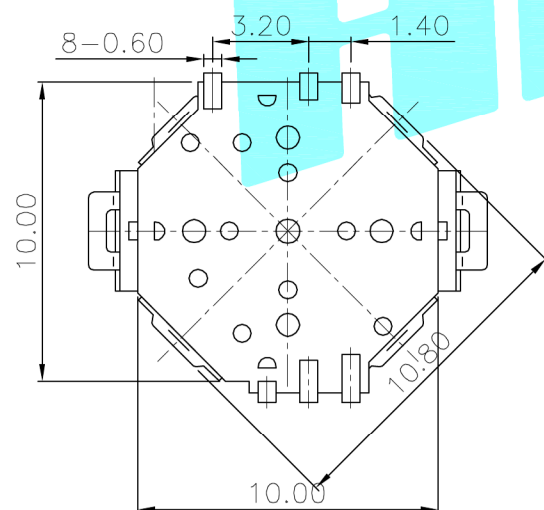


Circuit Diagram



NOTE:  
Operating Force:  
4-direction  $160 \pm 35$  gf  
center push  $250 \pm 35$  gf  
Travel: 4-direction  $0.25 \pm 0.1$  mm  
center push  $0.25 \pm 0.1$  mm



PCB Layout(Pattern Side)

⑧	Dust cover	—	1	Kapton film	Yellow	—
⑦	Contact 2	—	1	F.Ag/SUS	—	Circular
⑥	Contact 1	—	4	F.Ag/SUS	—	Rectangle
⑤	Terminal	—	8	Brass(0.15t)	Plating silver	—
④	Base	—	1	LCP	Black	—
③	Cover	—	1	LCP	Black	—
②	Axle sleeve	—	1	LCP	Off-white	—
①	Keystoke	—	1	PA46	Black	—
ITEM	PART NAME	TER'NO.	QTY.	MATERIAL	FINISHING	REMARK

APPROVALS

DATE

DRAWN J.X.Zhang

2013/7/31

CHECKED

TITLE:

MULTIFUNCTIONAL SWITCHES

APPROVALS

PART NO.

K1-1513SN-01

TOLERANCES ARE

30~以上 ±0.30  
10~30 ±0.20  
5~10 ±0.15  
~ 5 ±0.10

ANGLE

±2'

UNIT: mm

SCALE: 1:1

PROJ:

DRAWING NO.

SHEET 1 OF 1

—	A	—	NEW	—	—	—
ECN NO.	REV.	DATE.	DESCRIPTION.	CHANGE.	CHECK.	APPRO.

**HRO 韩泰**  
ELECTRONICS CO.,LTD