


KMT0 Series Nano-Miniature SMT Top Actuated



Features

- **Smallest footprint**
- **Smallest thickness with integrated actuator**
- **High number of cycles within the smallest packaging**
- **IP68**

Typical Applications

- **Mobile Phones**
- **Hearing Aids**
- **MP3 accessories**
- **Bluetooth Headset**

Specification

FUNCTION: momentary action
CONTACT ARRANGEMENT: 1 make contact = SPST, N.O.
TERMINALS: J lead type for SMT

Mechanical

OPERATING LIFE: 300,000 cycles

	Operating force Newtons (grams)	Tactile Feeling	Travel mm
KMT011NGJLHS	1.0 (100) ± 0.25	≥ 10%	0.15 ± 0.1
KMT021NGJLHS	1.6 (160) ± 0.25	≥ 30%	0.15 ± 0.1
KMT071NGJLHS	2.3 (230) ± 0.25	≥ 30%	0.15 ± 0.1
KMT031NGJLHS	3.4 (340) ± 0.25	≥ 30%	0.15 ± 0.1

Electrical

MAXIMUM POWER: 0.5 VA
MAXIMUM VOLTAGE: 32 VDC
MINIMUM VOLTAGE: 20mV
MAXIMUM CURRENT DC: 50 mA
MINIMUM CURRENT DC: 1 mA
DIELECTRIC STRENGTH: ≥ 250 Vrms (1mn)
CONTACT RESISTANCE: ≤ 300 mΩ
INSULATION RESISTANCE: ≥ 50 MΩ
BOUNCE TIME: ≤ 6 ms

Environmental

OPERATING TEMPERATURE: -40°C to 85°C
STORAGE TEMPERATURE: -55°C (10 days)
+85°C (4 days)

Process

SOLDERING: This component is suited to the following methods:
– Infrared Reflow Soldering in accordance with IEC61760-1

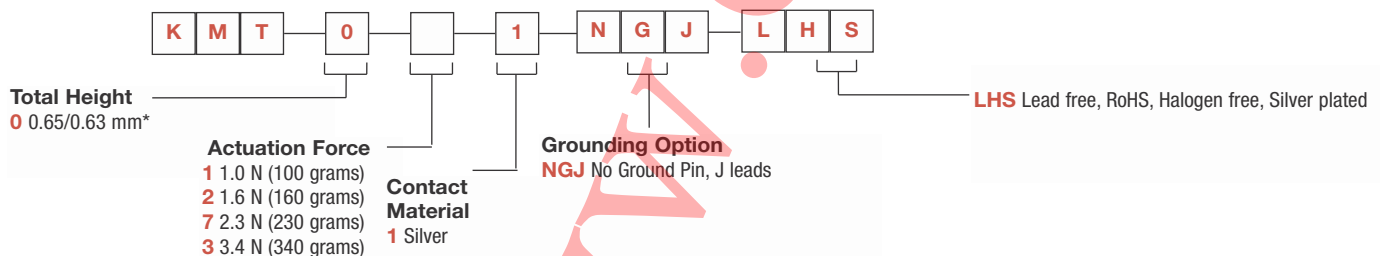
Packaging

In reels of 4,000 pieces.
Dimensions of reels according to EIA 481B
External diameter 180 mm

NOTE: Specifications listed above are for switches with standard options.
For information on specific and custom switches, consult Customer Service Center.

Part Number Description

For any part number different from those listed above, please consult your local representative.



* Height varies with actuation force (see drawing)

Tactile Switches

B

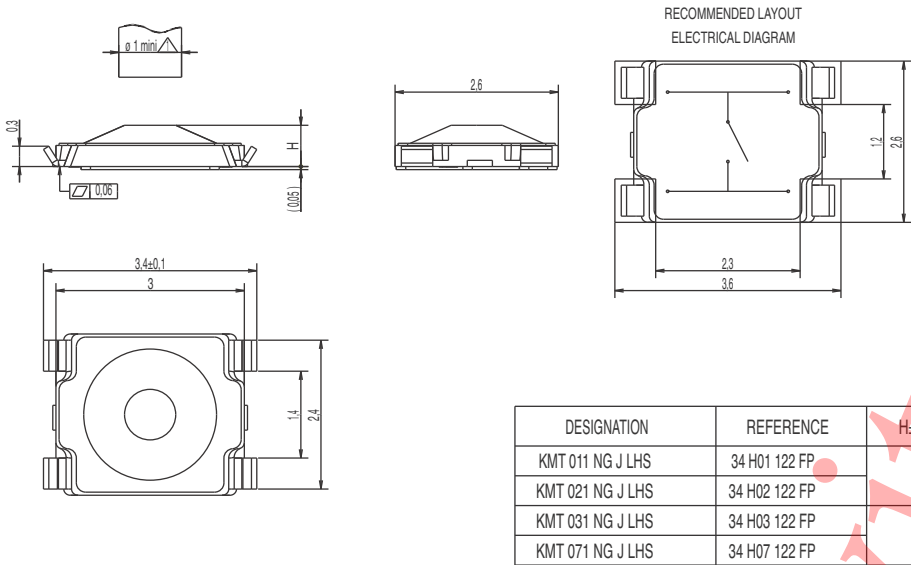
KMT0 Series

Nano-Miniature SMT Top Actuated

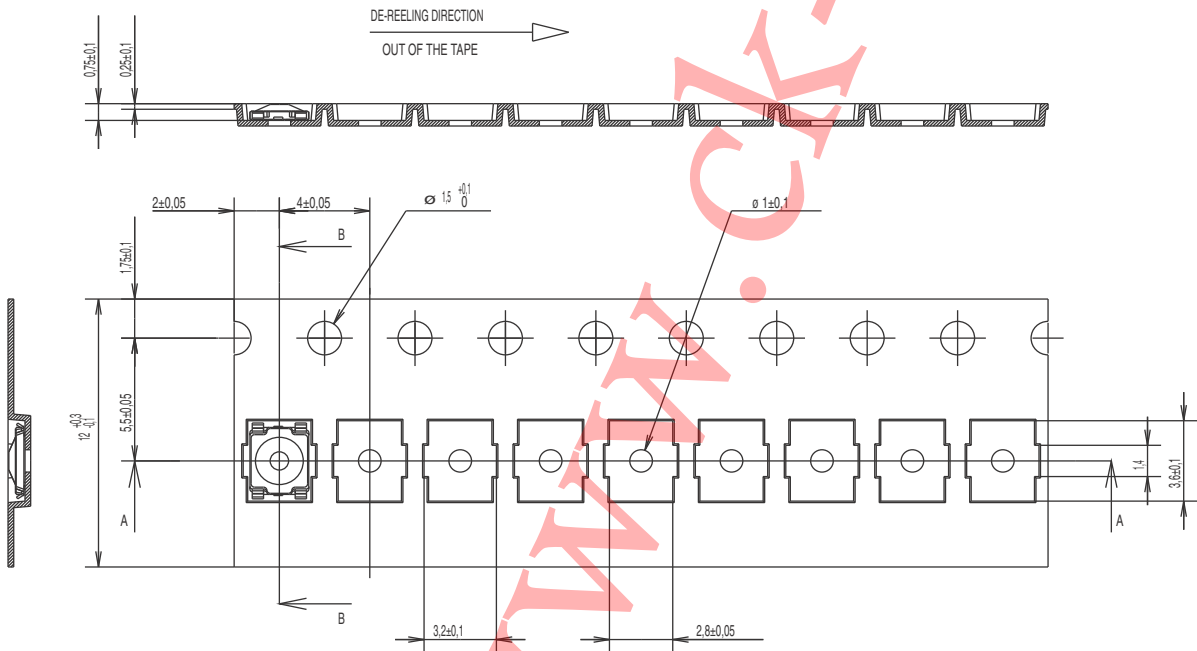
Minimum actuator diameter is 1.0mm. It is recommended to enlarge this diameter to a full flat surface covering the switch.

Tactile Switches

B



TAPE & REEL



Dimensions are shown: Inch (mm)
Specifications and dimensions subject to change