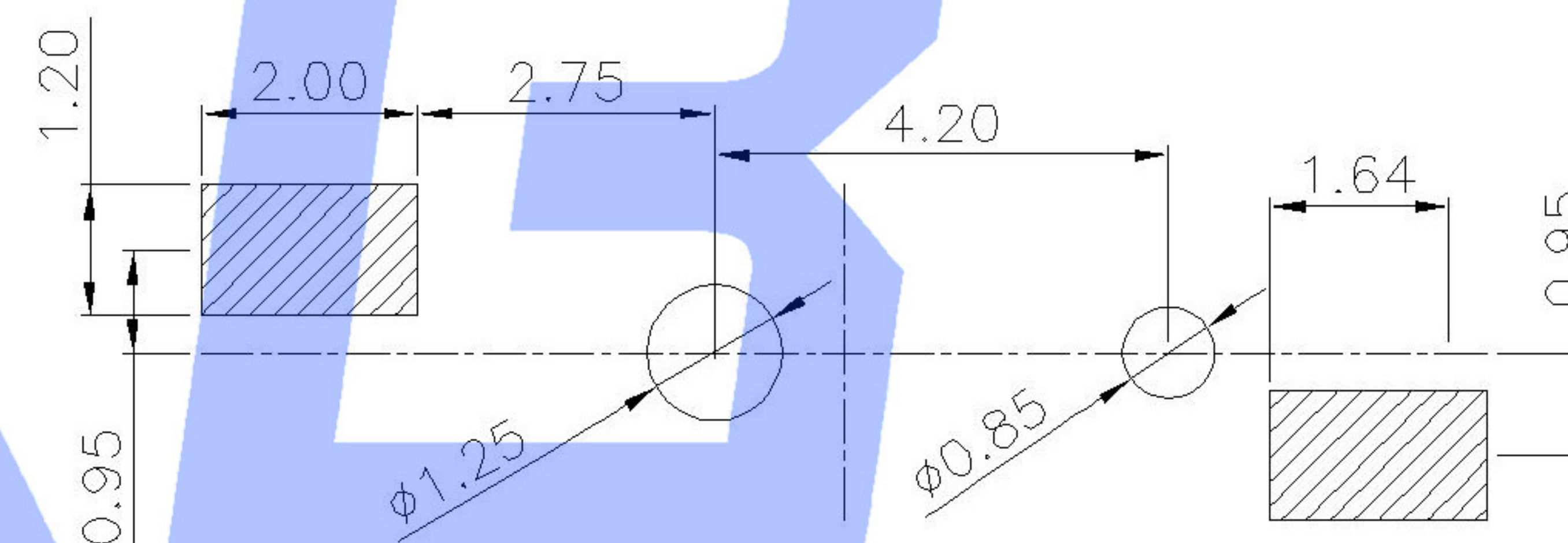
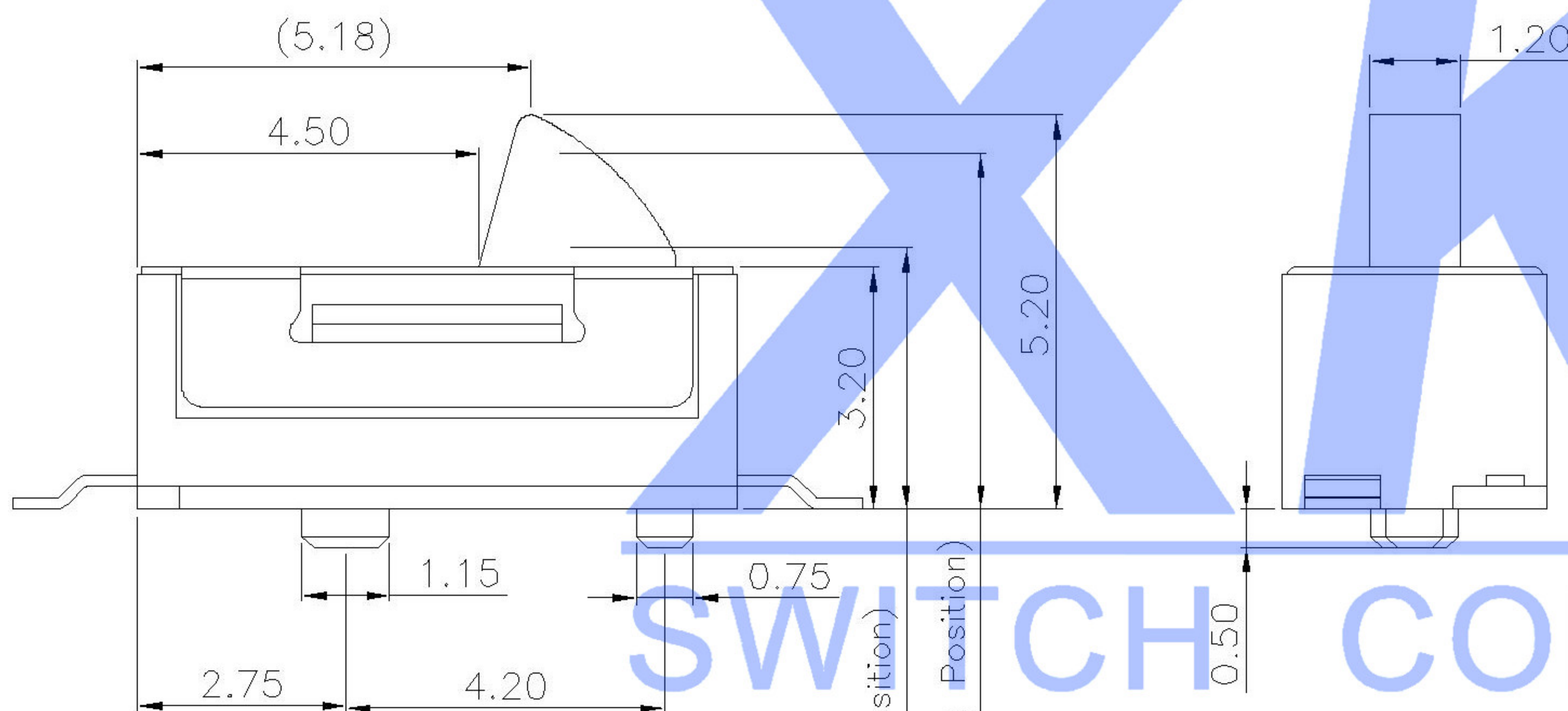
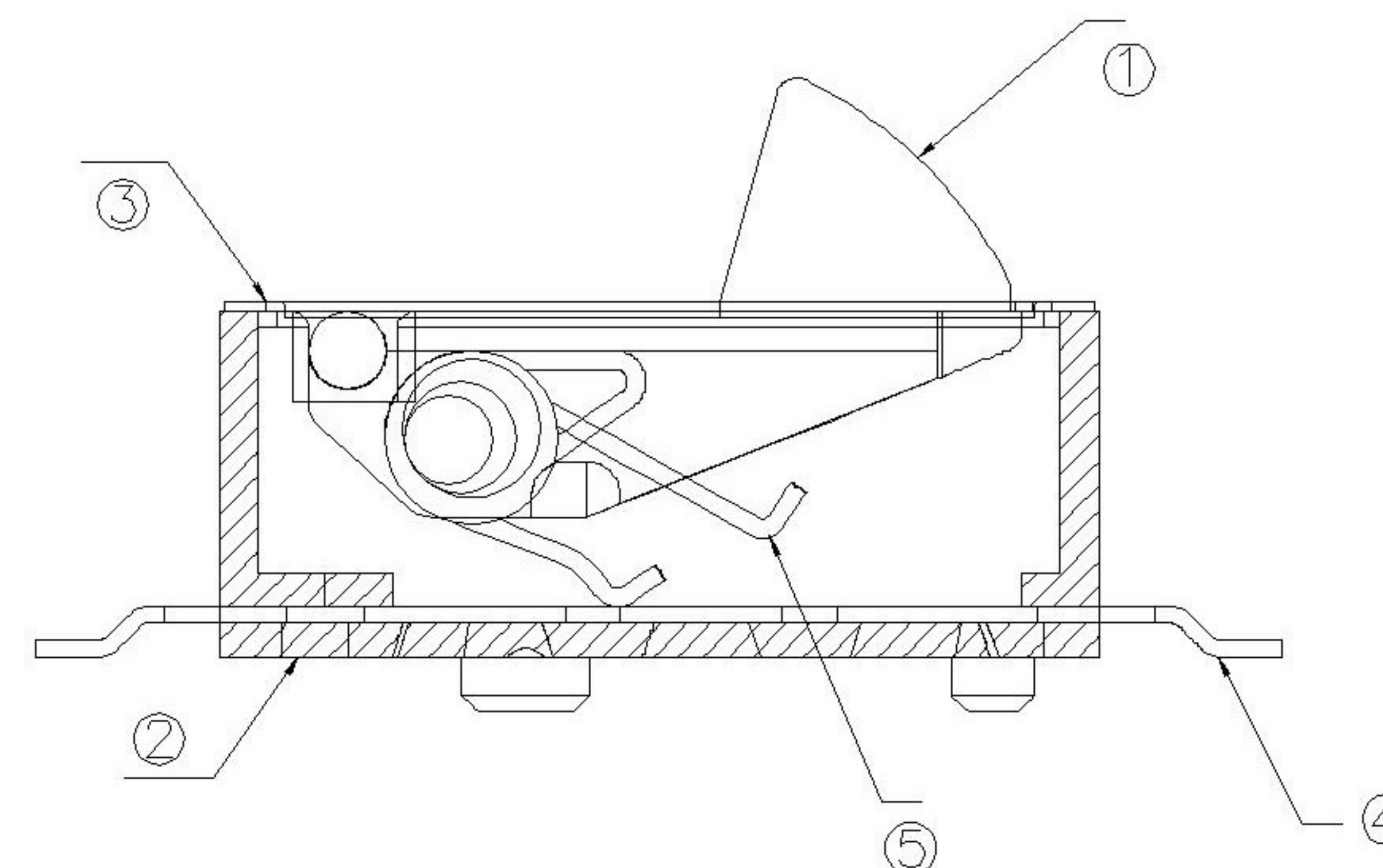


Circuit Diagram



PCB Layout(Pattern side)

Typical Specifications

- 1.Rating : DC 12V 50mA
- 2.Contact Resistance: $\leq 100\text{m}\Omega$
- 3.Insulation Resistance: $\geq 100\text{m}\Omega$ DC500V
- 4.Operating Temperature Range: -25°C | 8
- 5.Ambient Humidity Used: $\leq 85\%\text{RH}$
- 6.Operating Force : $30\text{gf} \pm 20\text{gf}$,
- 7.Life : 100,000 Cycles

ITEM	PAPT NAMF	TER,NO	QTY	MATERIAL	FINISHING	REMARK
⑤	Contact	—	1	Phosphor Bronze	ag Plated	—
④	Terminal	—	2	Phosphor Bronze	ag Plated	—
③	Cover	—	1	SUS	Black	—
②	Base	—	1	LCP	Black	—
①	Keystake	—	1	PA46	Black	—

MARK	DESCRIPTION	DATE	REVISED	APPROVED	UNSPECIFIED TOLERANCES
△X					ANGULAR $\pm 5^{\circ}$
△X					$L \leq 4$ ± 0.2
△X					$4 < L \leq 16$ ± 0.3
					$16 < L \leq 63$ ± 0.4
					$L > 63$ ± 0.5

DSND	DATE	SCALE: N/A	MODEL TYPE: DETECT SWITCH
DWN	DATE	VIEW:	PART NO.:
CHKD	DATE	UNIT: mm	DWG NO.: TM-8763
APPD	DATE	SIZE: A4	WEIGHT 1.0g
XKB INDUSTRIAL PRECISION CO.,LIMITED		SHEET 1/1	REVISION A0