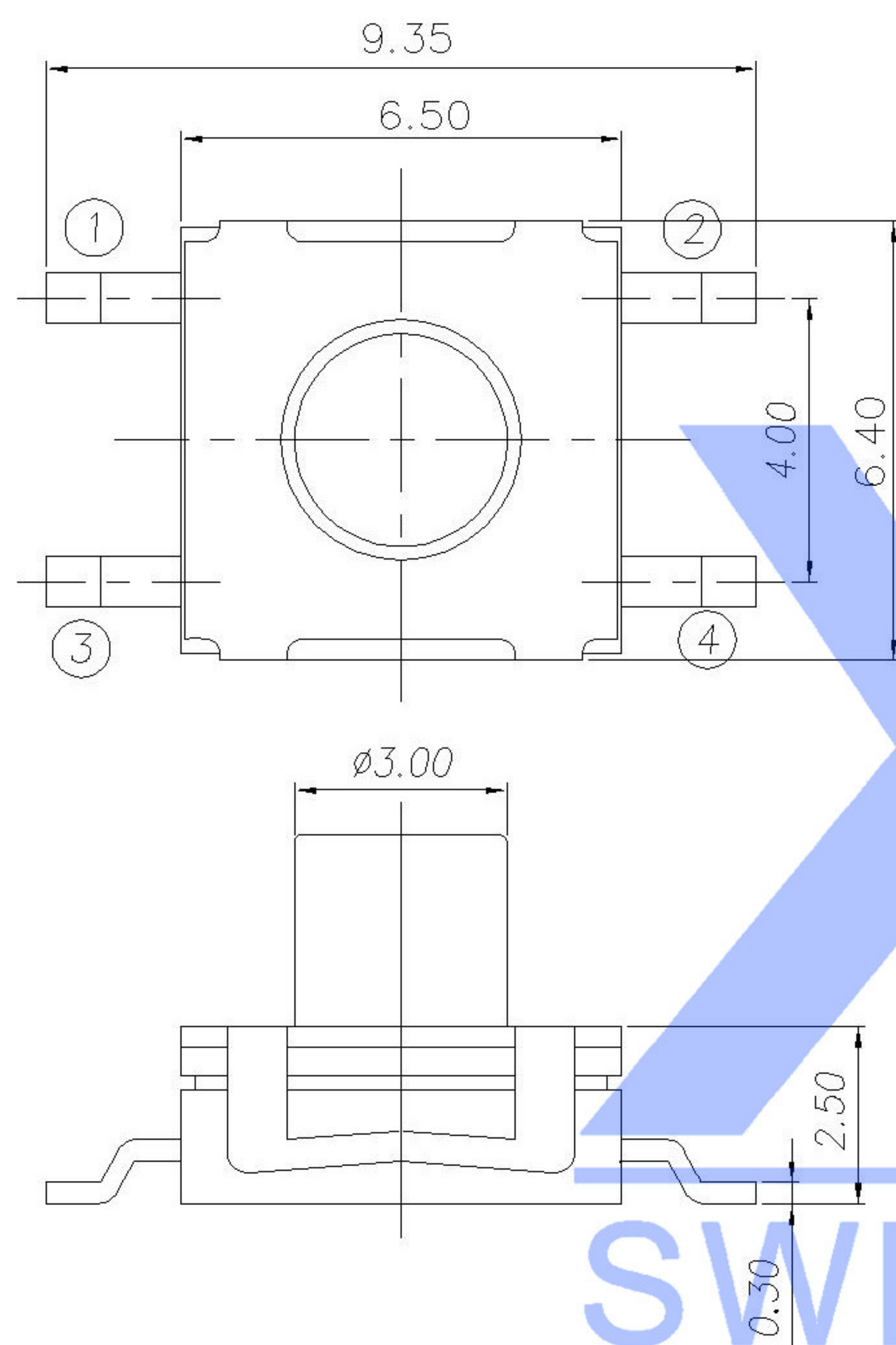
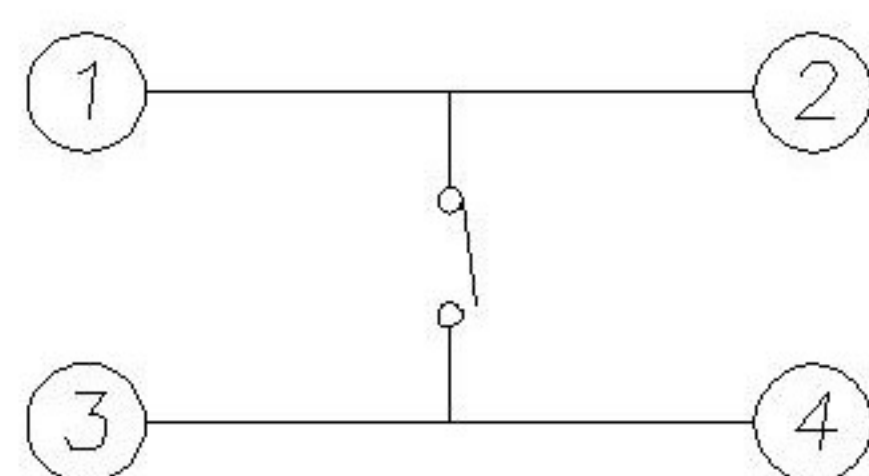


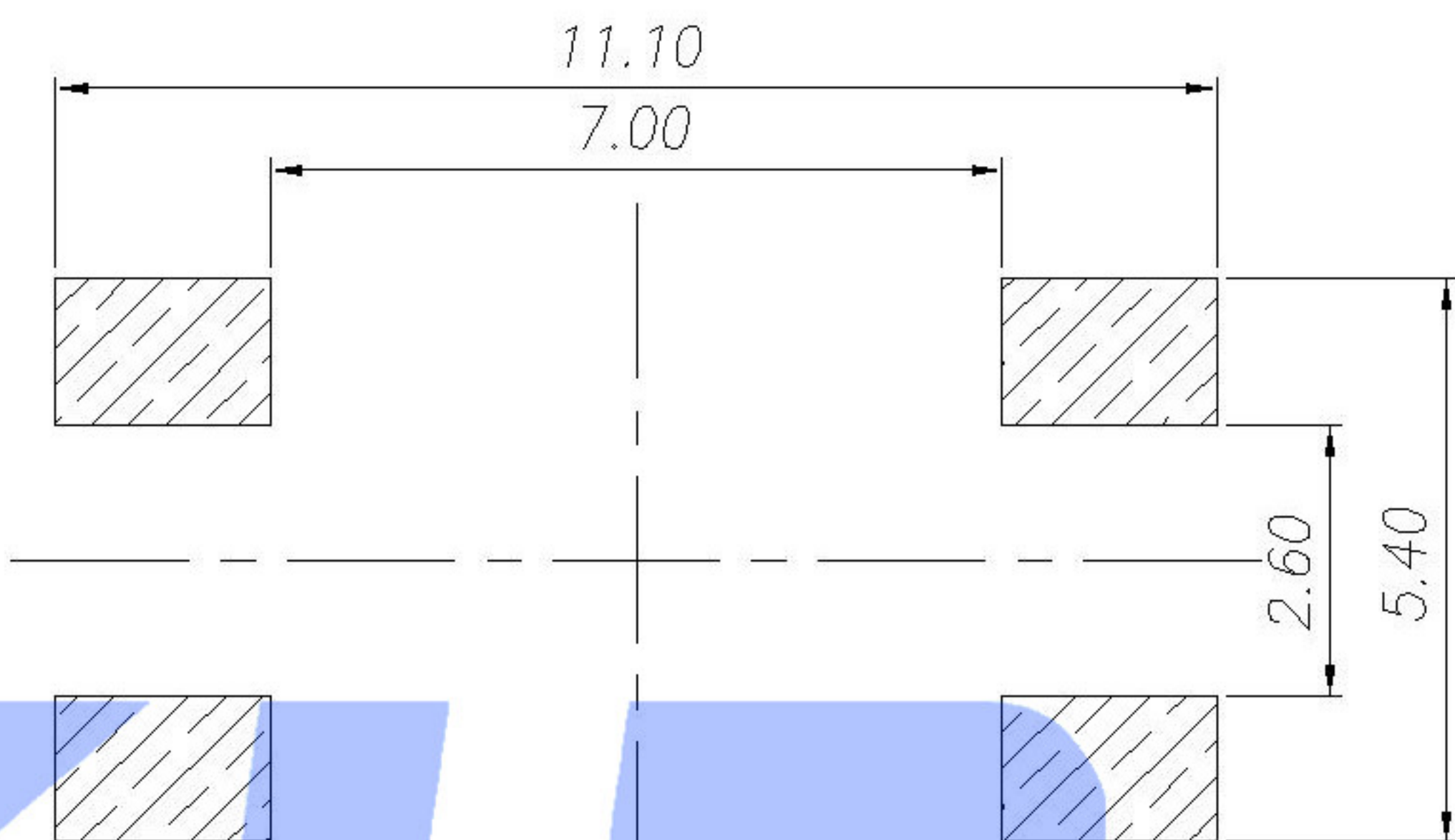
IP65



Circuit Diagram



P.C.B Mounting  
pattern Dimension



**SPECIFICATION**

Contact Rating	50mA, 12V DC
Contact Resistance	100mΩ max.
Insulation Resistance	100MΩ min. 500V D
Dielectric Strength	250V AC/1 minute
Travel	0.25 mm
Operating Temp.	-25°C +70°C
Storage Temp.	-30°C +80°C

PAPT NO	TS-1158B-X-X-X
Operating Force	B:160gf C:260gf E:400gf
Height	H:A:3.1 B:3.5 C:4.3 D:5.0
color	BL:blue W:white

⑤	Terminal	—	4	Brass (0.30t)	ag Plated	—
④	Contact	—	1	F.ag/SUS	—	—
③	Base	—	1	PA46	—	—
②	Cover	—	1	SPCC	Tin plated	—
①	Keystake	—	1	Silica gel	—	—
ITEM	PAPT NAMF	TER.NO	QTY	MATERIAL	FINISHING	REMARK

△X					units: mm
△X					tolerance: X.X ±0.2mm
△X					X.XX ±0.1mm
MARK	DESCRIPTION	DATE	REVISED	APPROVED	X.XXX ±0.05mm
REVISIONS					UNSPECIFIED TOLERANCES
www.xk-dg.cn www.helloxkb.com www.helloxkb.cn					

DSND		DATE		SCALE: N/A	MODEL TYPE: TACT SWITCH
DWN		DATE		VIEW:	PART NO.:
CHKD		DATE		UNIT: mm	DWG NO.:
APPD		DATE		SIZE: A4	TS-1158B-X-X-X
XKB INDUSTRIAL PRECISION CO.,LIMITED				WEIGHT 1.0g	SHEET 1/1
					REVISION A0