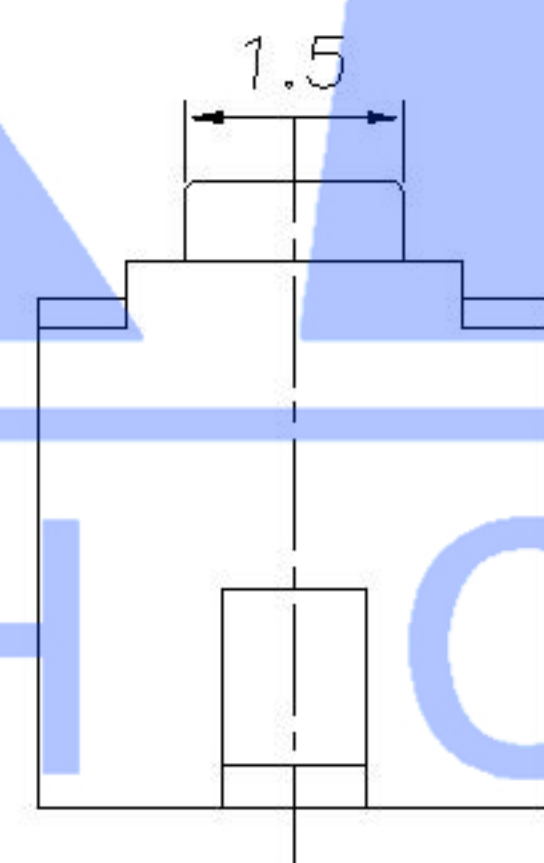
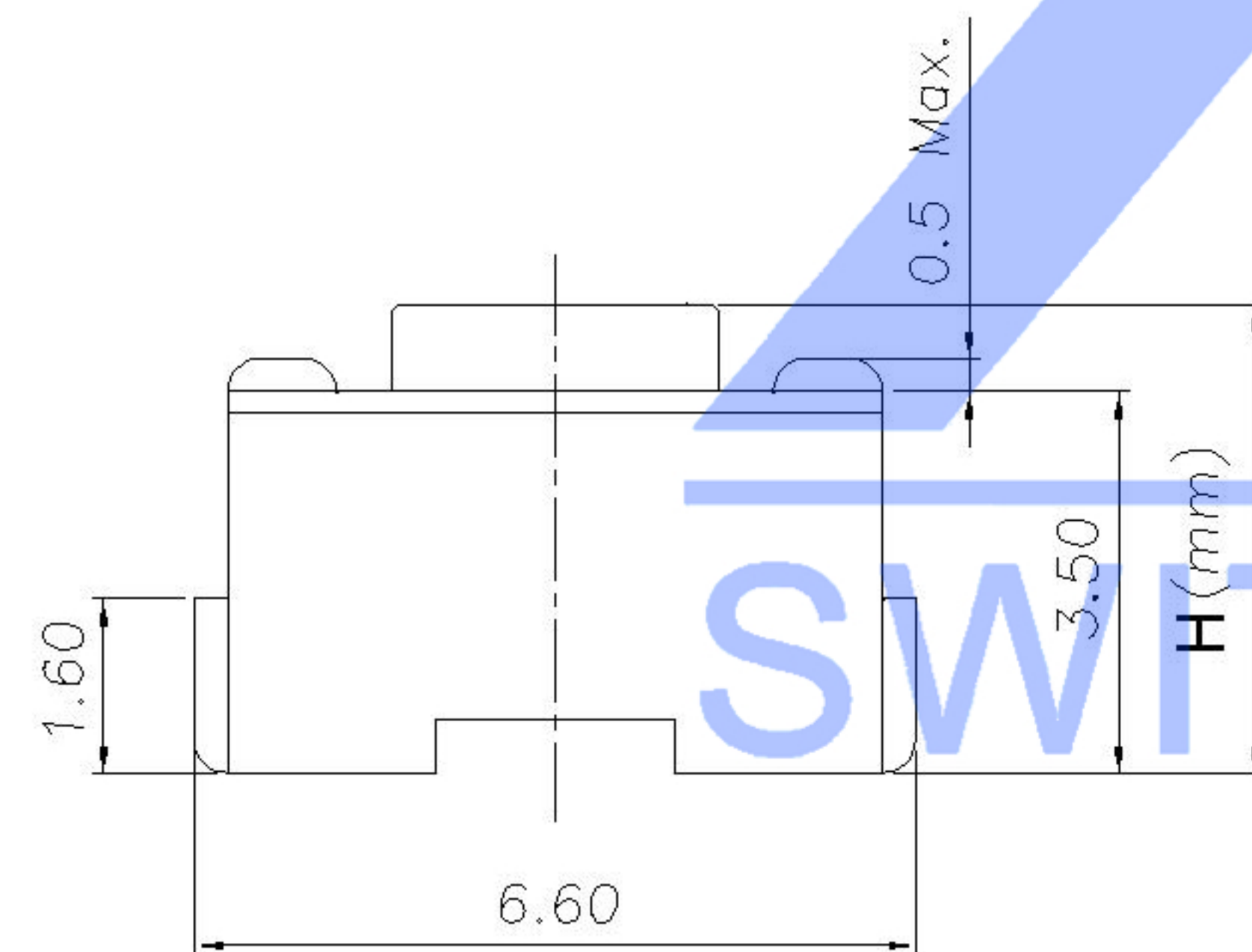
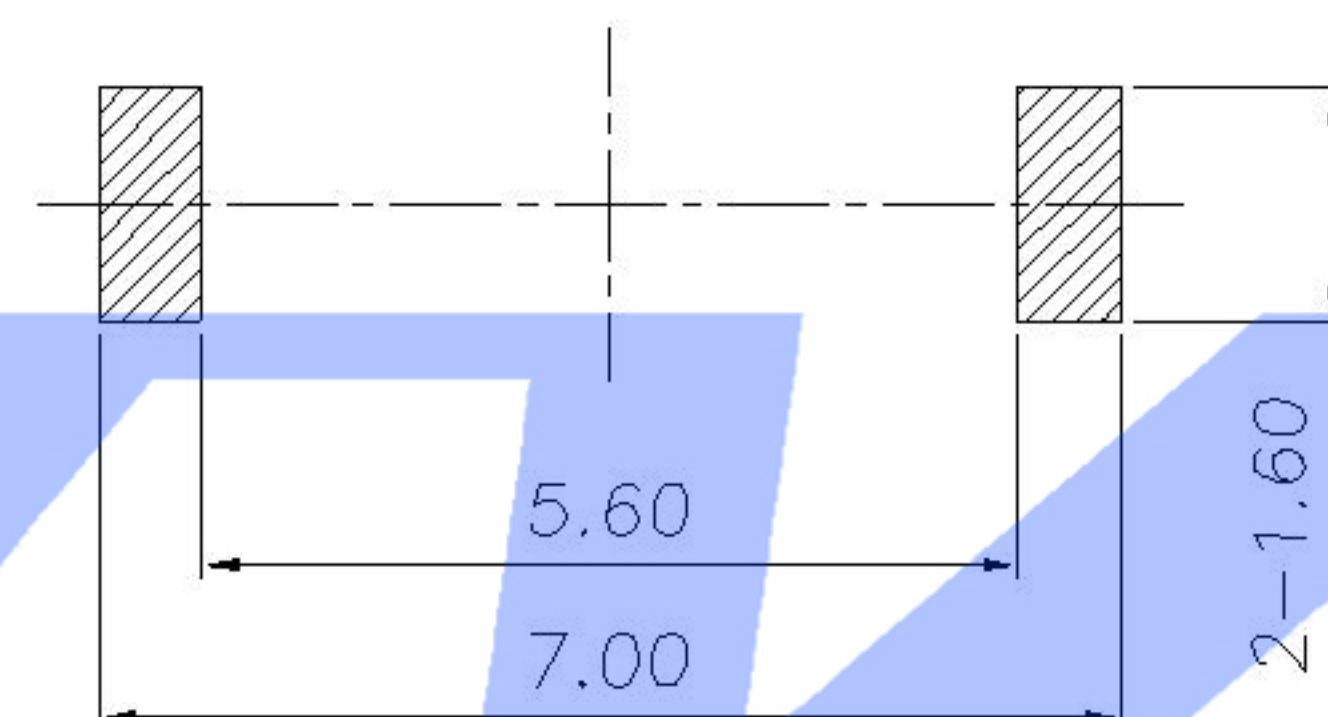


P.C.B Mounting  
pattern Dimension



Circuit diagram



### SPECIFICATION

Contact Rating	50mA, 12V DC
Contact Resistance	100mΩ max.
Insulation Resistance	100MΩ min. 500V DC
Dielectric Strength	250V AC/1 minute
Travel	0.25 mm
Operating Temp.	-25°C ~ +70°C
Storage Temp.	-30°C ~ +80°C

PAPT NO	TS-1101NH-X-X-X
Operating Force	A: 100gf B: 160gf C: 260gf
Height	H: A: 4.3 B: 5.0 C: 6.0 D: 7.0
Fixed column	A: With B: without

⑤	Terminal	—	2	Brass (0.30t)	ag Plated	—
④	Contact	—	1	F.ag/SUS	—	—
③	Base	—	1	PA46	Natural	—
②	Cover	—	1	Brass	Tin plated	—
①	Keystake	—	1	PA46	—	—

ITEM	PAPT NAMF	TER,NO	QTY	MATERIAL	FINISHING	REMARK
------	-----------	--------	-----	----------	-----------	--------

DSND		DATE		SCALE: N/A	MODEL TYPE: <b>TACT SWITCH</b>
DWN		DATE		VIEW:	PART NO.:
CHKD		DATE		UNIT: mm	DWG NO.:
APPD		DATE		SIZE: A4	<b>TS-1101NH-X-X-X</b>
XKB INDUSTRIAL PRECISION CO.,LIMITED				WEIGHT 1.0g	SHEET 1/1
					REVISION A0

					units: mm
△X					tolerance:
△X					X.X ±0.2mm
△X					X.XX ±0.1mm
MARK	DESCRIPTION	DATE	REVISED	APPROVED	X.XXX ±0.05mm
REVISIONS					UNSPECIFIED TOLERANCES
www.xk-dg.cn www.helloxkb.com www.helloxkb.cn					