



ERD6 SERIES

MINIATURE SIZE □7x3 ROTARY SELECTOR SWITCH

■ FEATURES

- Outer dimension 7.2mm square, 3.0mm high on board
- Positions and switch code can be identified
- Pin-out compatible with most of current equivalents
- Gold plated contact area ensures reliable electric continuity for micro current
- Surface mounting type can be supplied in embossed taping for automatic packing
- Easy position setting with wide switching angle and high digit visibility
- All plastics are UL 94V-0 grade fire retardant
- RoHS compliant

■ APPLICATIONS

- Address switching applications
- Data storage devices
- Computer and peripherals
- Instrumentation

■ SPECIFICATIONS

1.ELECTRICAL

● Contact rating	Max. switching load	100mA, 5VDC
	Min. switching load	10μA, 5VDC
● Contact resistance (initial)		100mΩ Max.
● Insulation resistance		100MΩ Min. at 100VDC
● Dielectric strength		250VAC rms. at 60 seconds

2.MECHANICAL and ENVIRONMENTAL

● Temperature rating	operation	-25°C to +85°C
	storage	-40°C to +85°C
● Operation force		510gf-cm Max.
● Operation life		10,000 detents Min.
● Vibration		10Hz-50Hz-10Hz for 6Hrs.
● Solderability		After flux 245±5°C for 5±1 seconds
● Resistance to soldering heat	solder bath	260±5°C for 5±1 seconds
	solder reflow	Peak temperature 260°C Max.

3.SOLDERING PROCESS

● Solder iron	Max. 2 sec / 350°C
● Reflow soldering heat for SMT type (reference only)	

■ PART NUMBERING SYSTEM

ERD6	04	A	S	XX	Z	
						Z: RoHS Compliant
						Special number
						Setting:
						S: Through hole type with row spacing 7.62mm
						M: Surface mounting type with gull wing
						D: Surface mounting type with gull wing in tape & reel package
						C: Surface mounting type with J-hook
						E: Surface mounting type with J-hook in tape & reel package
						Code: A: Decimal-01 to Cross shaped slot
						S: Decimal-01 to Columned spindle
						D: Decimal-02 to Cross shaped slot
						L: Decimal-02 to Columned spindle
						Contact from and Positions: 04: SP4T 4 Positions
						Series name: ERD6: Miniature size (7.2x7.2mm ²) Rotary Selector Switch

Coding tables

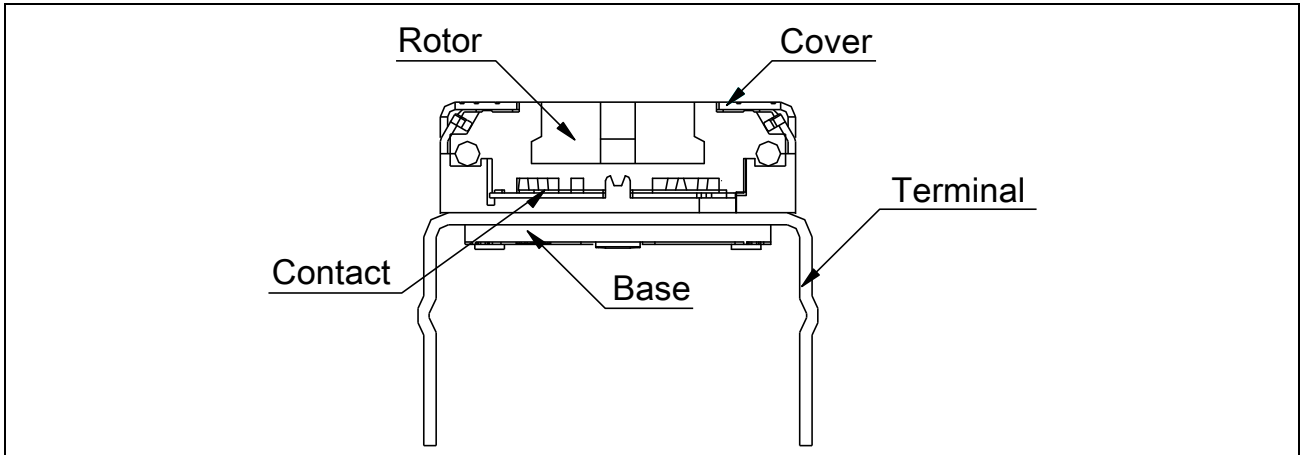
Decimal type 01

PIN NO	POSITION			
	0	1	2	3
0	●			
1		●		
2			●	
3				●

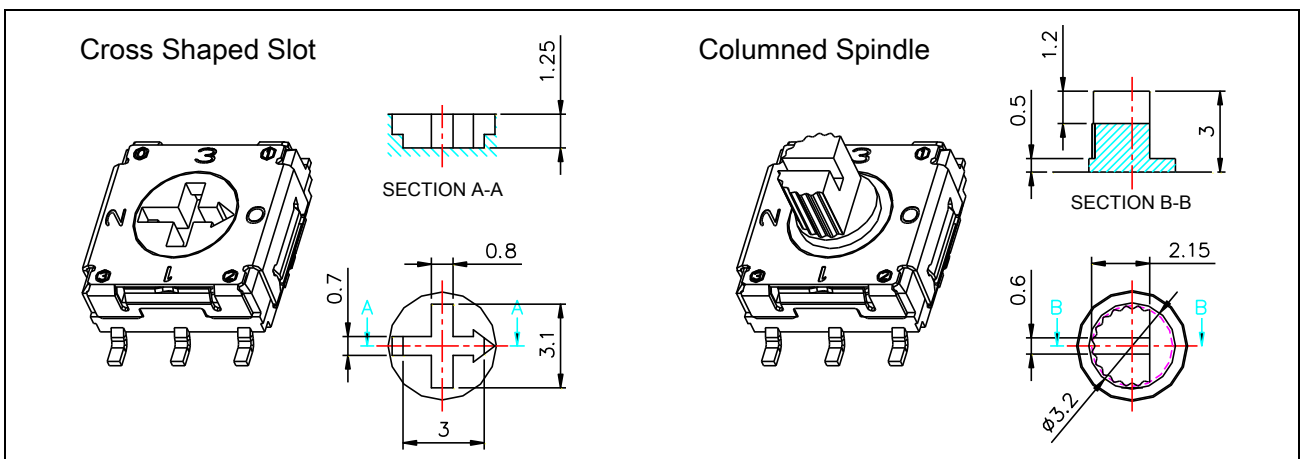
Decimal type 02

PIN NO	POSITION			
	1	2	3	4
1	●			
2		●		
3			●	
4				●

CONSTRUCTION

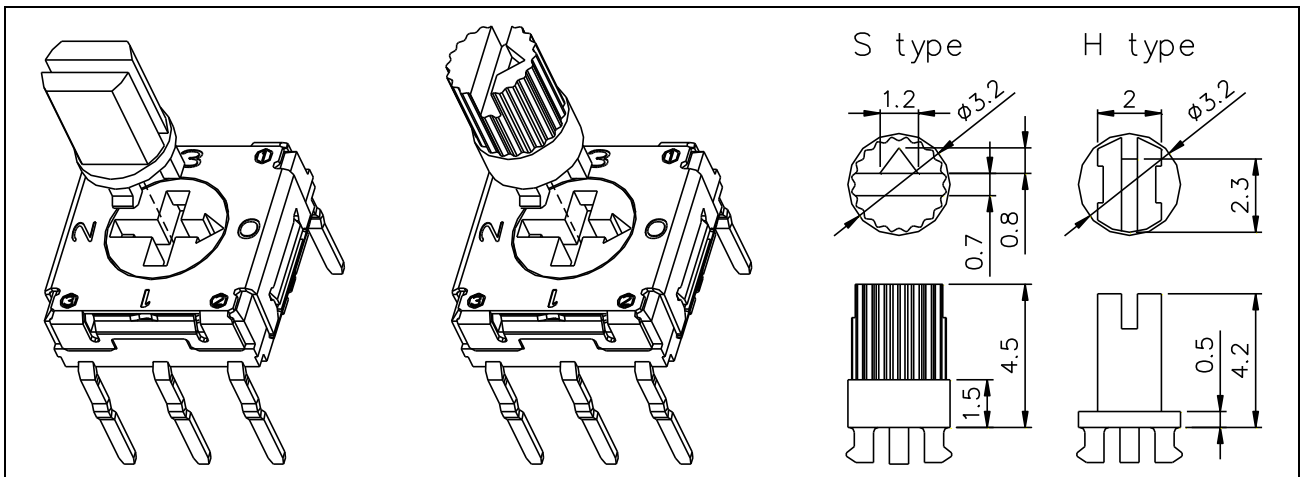


ACTUATORS



OPTIONS

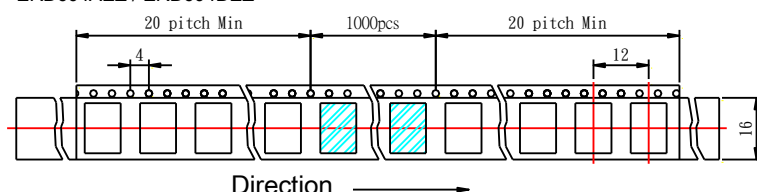
- 1.Special marking available
- 2.Auxiliary actuators



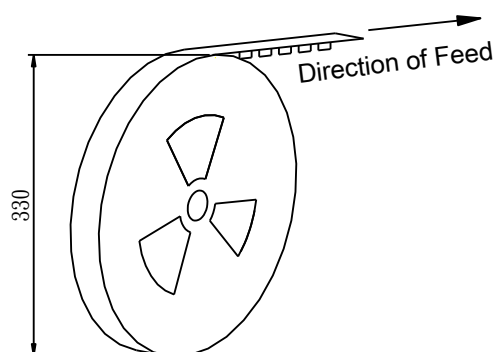
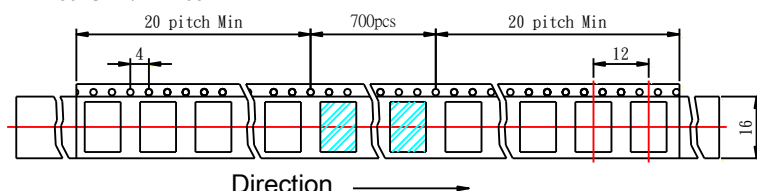
PACKING

Type	Package	Number of pcs. Per IC Tube	Number of pcs. Per Reel
Through Hole Type		70	-
Surface Mounting Type (Cross shaped slot)		70	1000
Surface Mounting Type (Columned spindle)		70	700

ERD604ADZ / ERD604DDZ
ERD604AEZ / ERD604DEZ



ERD604SDZ / ERD604LDZ
ERD604SEZ / ERD604LEZ



QUICK SELECTION GUIDE

SIZE	POSITIONS	CIRCUIT TYPE	SETTING POSITION	PIN OUT	SHAPE OF TERMINAL	PART NUMBER
7x7	4	1 POLE 4 CONTACTS	TOP SETTING	3:3	TH WITH ROW SPACING 7.62mm	ERD604XSZ
					SMT WITH GULL WING	ERD604XMZ
					SMT WITH GULL WING IN T&R	ERD604XDZ
					SMT WITH J-HOOK	ERD604XCZ
					SMT WITH J-HOOK IN T&R	ERD604XEZ

Through hole (TH)



Gull wing (SMT)

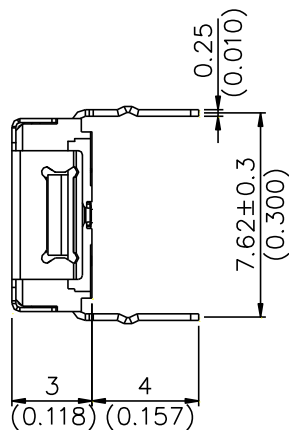
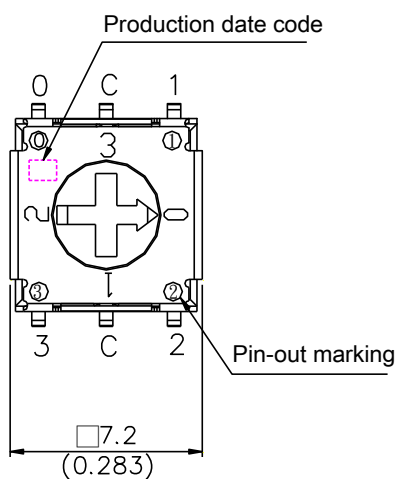


J-Hook (SMT)

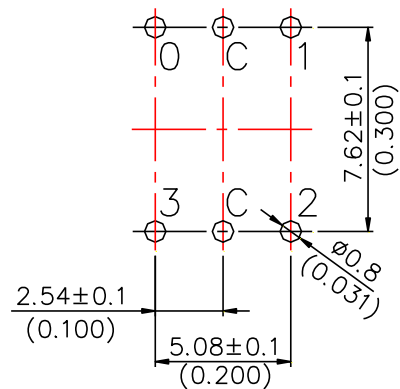


DIMENSIONS AND CIRCUITRY

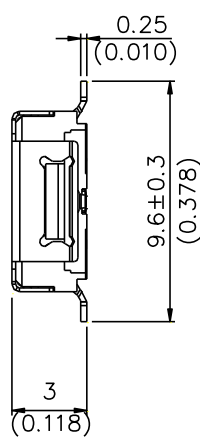
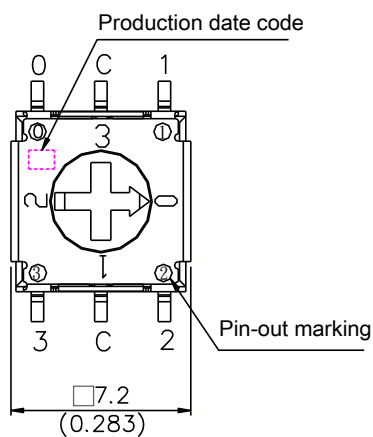
ERD604ASZ SERIES



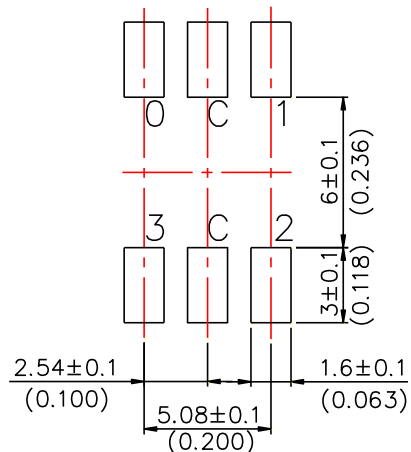
P.C.B. LAYOUT



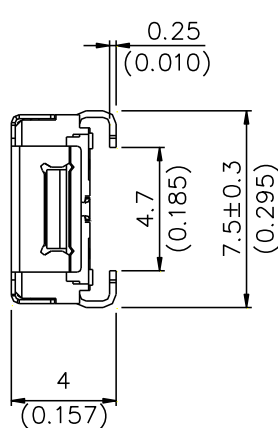
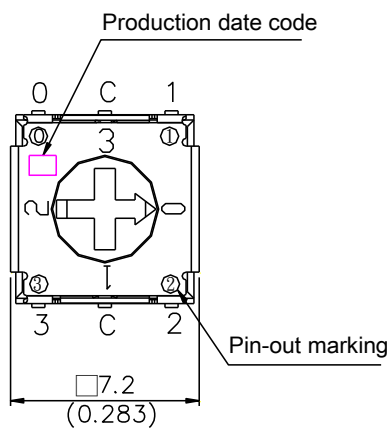
ERD604AMZ SERIES



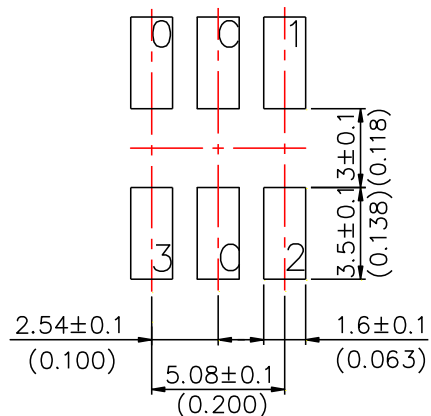
P.C.B. LAYOUT



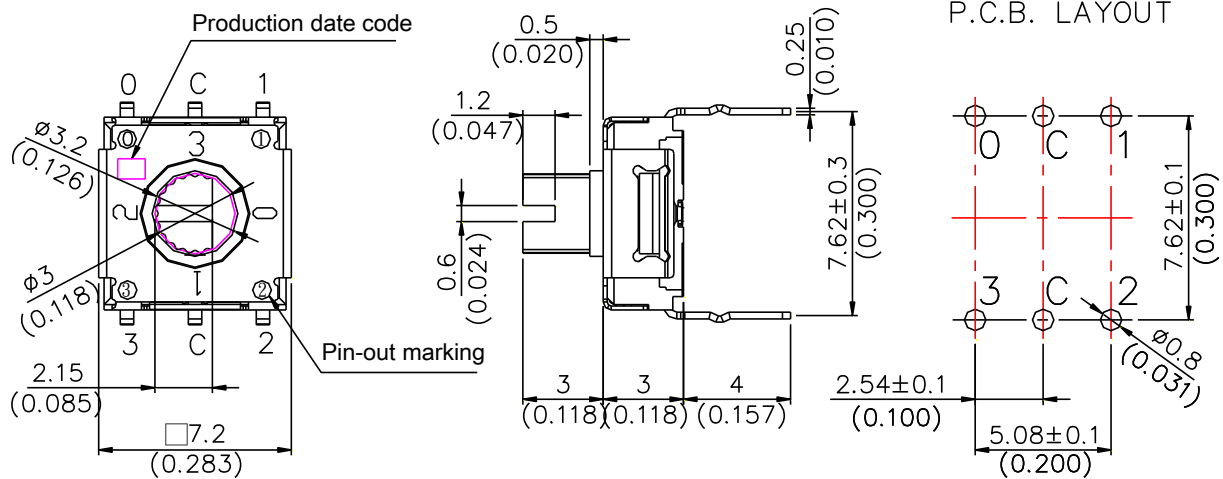
ERD604ACZ SERIES



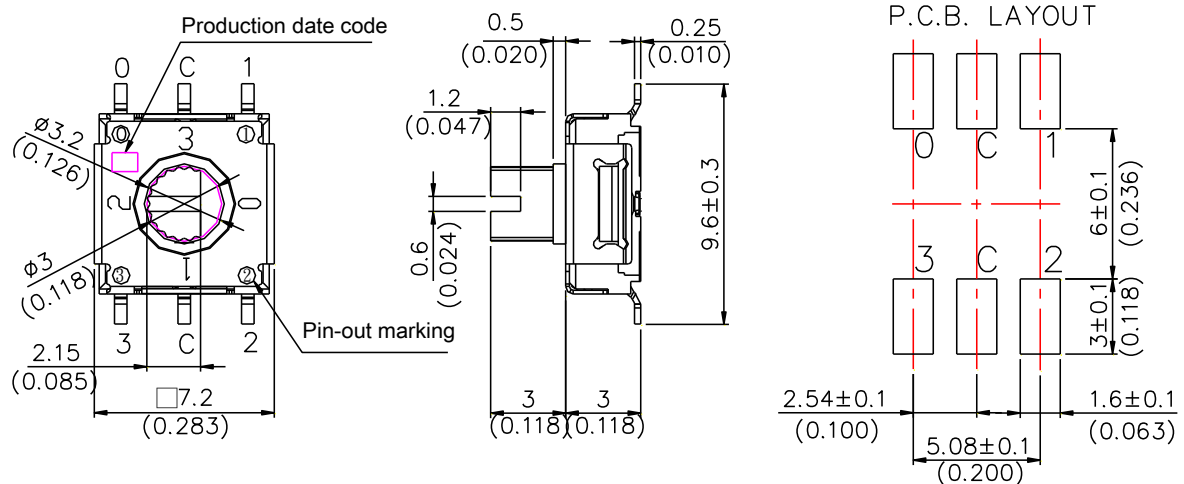
P.C.B. LAYOUT



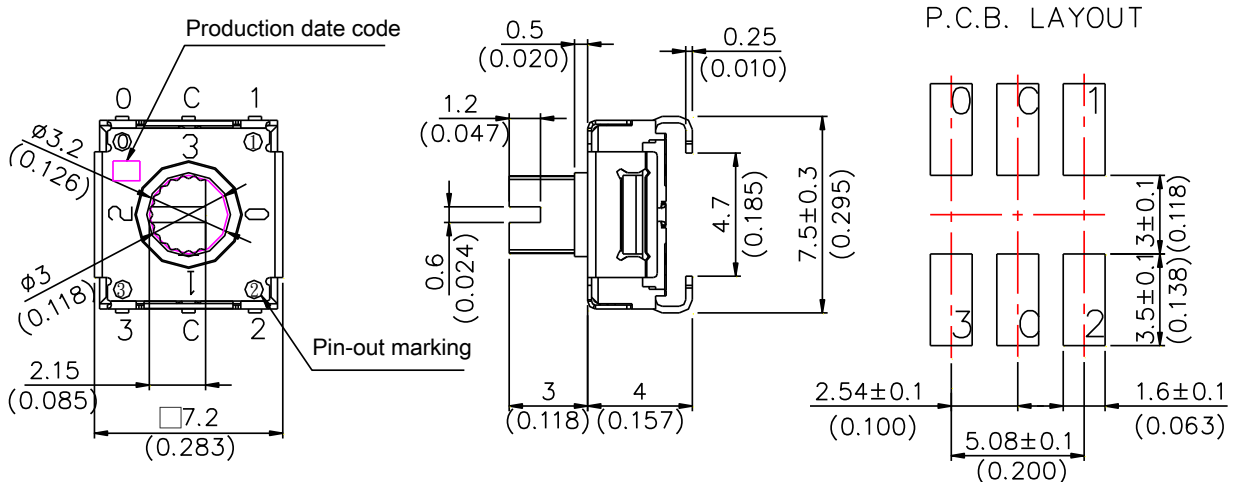
ERD604SSZ SERIES



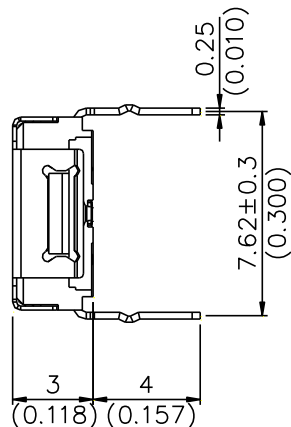
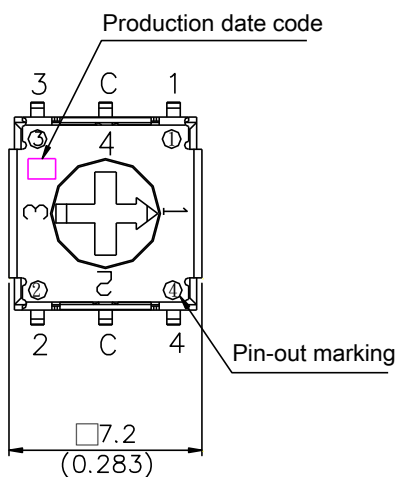
ERD604SMZ SERIES



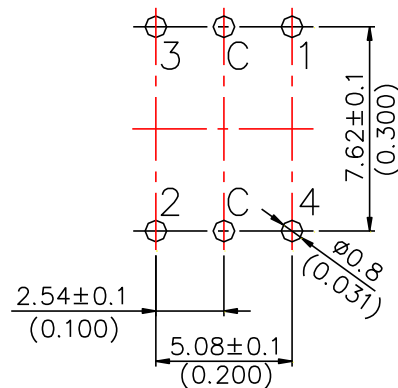
ERD604SCZ SERIES



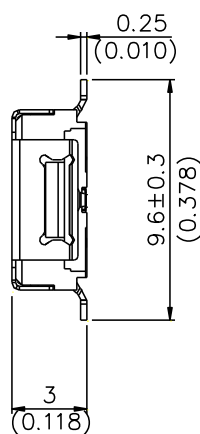
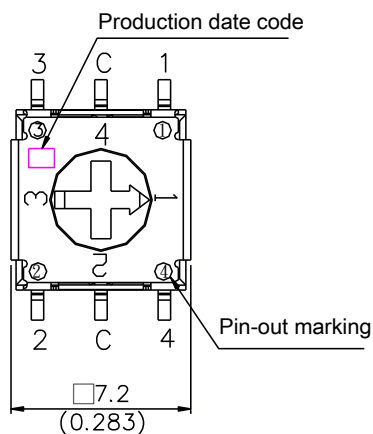
ERD604DSZ SERIES



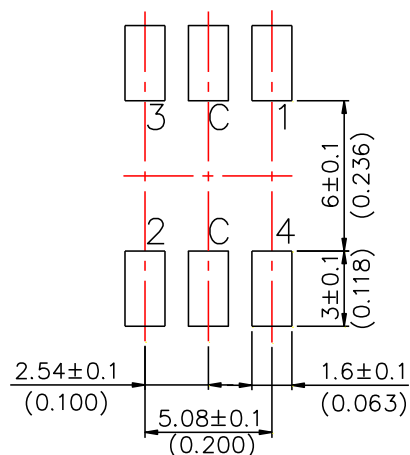
P.C.B. LAYOUT



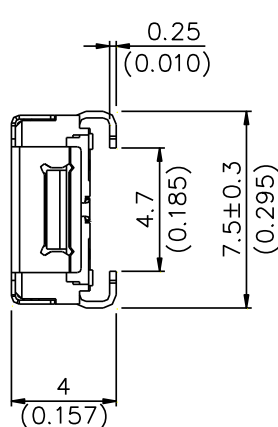
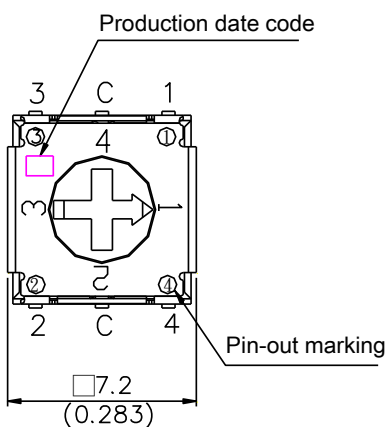
ERD604DMZ SERIES



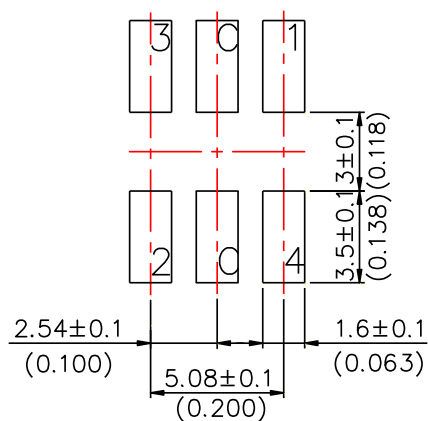
P.C.B. LAYOUT



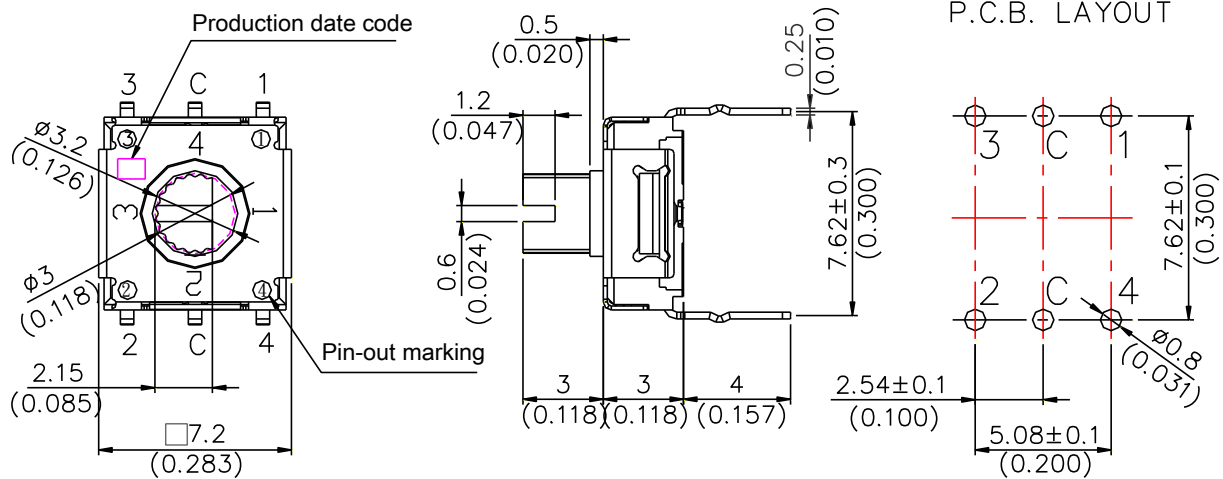
ERD604DCZ SERIES



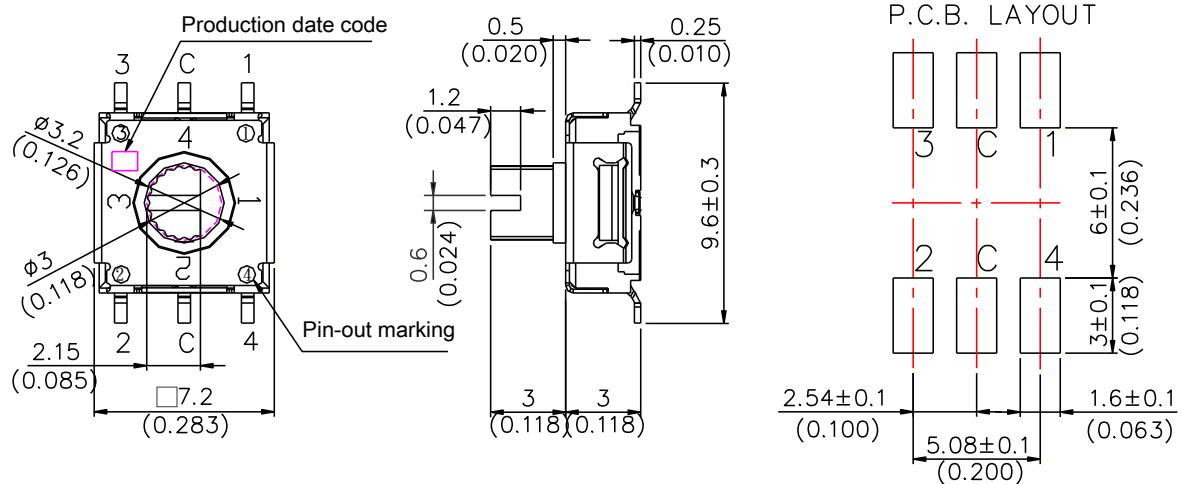
P.C.B. LAYOUT



ERD604LSZ SERIES



ERD604LMZ SERIES



ERD604LCZ SERIES

