


DP4&DPL4

Non-Illuminated Type

RoHS Compliant



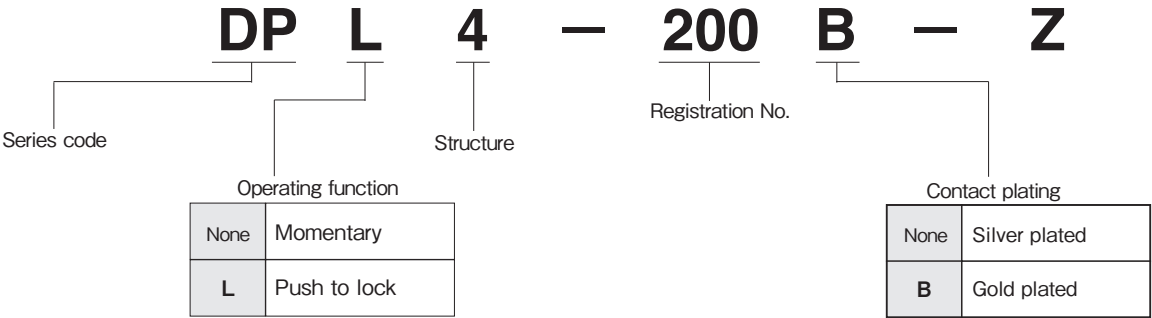
Features

- 1. Flexible Circuit Configuration**
The switch incorporates two 2-circuit switches which provide flexible circuit configuration.
- 2. High Contact Reliability**
Gold-plated contact with self-cleaning, twin contact mechanism provides high contact reliability.
- 3. PC Board Mount**
Direct mounting to PC board. The terminal pin layout is in inch pitch.
- 4. Ideal For Use in Dry Circuit (Gold-Plated Contact)**
When a switch is used under bad environmental conditions (sulfidizing gas, etc.), contact surface may be affected. Gold-plated contact is recommended especially for low current applications.

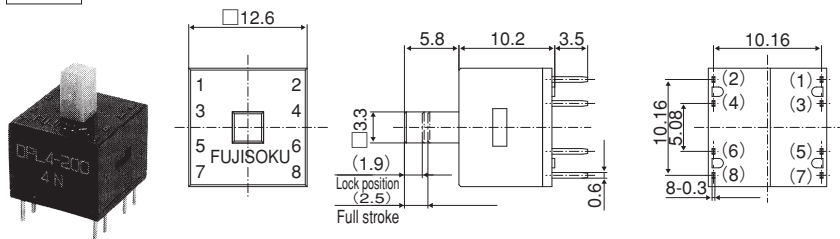
Specifications

Rating	Non-Switching	100mA 50VDC
	Switching	100mA 5VDC (Gold DC0.2mV 1μA min.)
Initial Contact Resistance		100mΩ max. (1.5mA 200μVAC)
Dielectric Strength		250VAC 1 minute
Insulation Resistance		1,000MΩ min. (DC250V)
Electrical Life		200,000 operations
Travel		2.5mm
Operating Force		2.45±0.98N
Contact Bounce		5 ms max.
Operating Temperature Range		−25~+75°C
Storage Temperature Range		−25~+85°C

Part Numbering



DP4

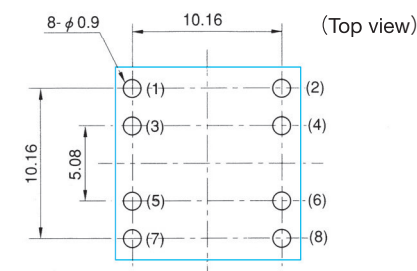


Terminal numbers are shown on the switch.

Part No.	Switching function	
DP4-200-Z DP4-200B-Z	ON	(ON)
★ DPL4-200-Z ☆ DPL4-200B-Z	ON	ON
Connecting terminals	1-2 7-8	3-4 5-6

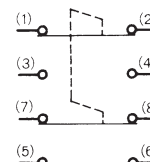
(ON) : Momentary

PC Hole Layouts



The blue line represents the switch outline.

Circuit Diagram



Do not remove the button when the switch is locked.

Optional Accessories

《Sold separately》

	Button	Mounting Frame	Button&Mounting Frame
Set up	Matte finish 	Matte finish 	
	140008050103	White	140000340156
	140008050104	Black	140000340157
	140008050105	Red	140000340158
	140008050109	Gray	140000340162

Soldering

1. Manual soldering

Device: Soldering iron
380°C, Max. 3 s Max.

2. Auto soldering

Device: Jet wave or dip type
275±10°C 6 s Max.

• Preheat time shall be 120 s max. at 80~120 °C.

• DPLタイプは、ロックを解除した状態ではんだ付けを行ってください。

For DPL type, soldering should be done with the lock released.

Packaging Specifications

