


TME

Tactile Switches

Washable

RoHS Compliant



■ Features

1. Compatible With Lead-Free Soldering

Heat-resistance resin for lead-free soldering.

2. Washable

3. 2.54 mm Terminal Pins

4. Compatible with Automatic IC Insertion Machine

(Stick packaging, 50 pcs/stick)

5. 180° Symmetric Terminal Pin Layout.

6. Anti-Static Electricity

Ground terminal is provided to prevent damage to element caused by static electricity.

7. Metal contact for sharp tactile feel.

■ Specifications

Contact plating		Silver plated	Gold plated
Rating	Max.	1VA max. (50mA max.48VDC max.)	
Initial contact resistance		100mΩ max. {1.5mA 200μVAC at 1.96N [200gf] force}	
Dielectric strength		250VAC 1 minute	
Insulation resistance		100MΩ min. (100VDC)	
Electrical life		1,000,000 operations	
Stroke		0.5 ± 0.3mm	
Operating force		1.96 ± 0.98N	
Operating temperature range		-25~+70°C	
Storage temperature range		-40~+70°C	

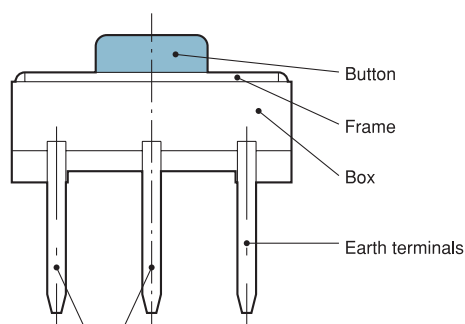
■ Part Numbering

TME G 1 - 01 - Z

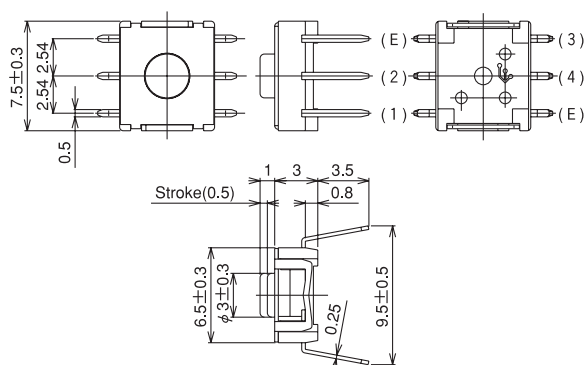
Series code Contact plating Structure Registration No.

None	Silver plated
G	Gold plated

■ Structure



SPST



Part No.	Switching function		Circuit diagrams
TME1-01-Z TMEG1-01-Z	OFF	(ON)	
Connecting terminals	—	(2) — (1) (3) — (4)	

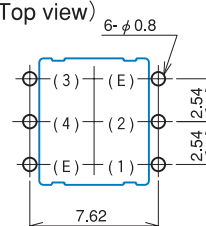
(ON) : Momentary

Table of Part Numbers

Contact plating	Part No.
Silver plated	TME1-01-Z
Gold plated	TMEG1-01-Z

PC Hole Layouts

(Top view)



• Terminal (E) to be connected to Ground. Terminal (E) is connected to the metal frame.



The blue line shows the outline of the switch.

Soldering Specifications

(1) Manual Soldering

Device : Soldering iron
380°C ±10°C; 3±0.5 seconds

(2) Auto Soldering

Device : Jet wave type or dip type
275°C; 6 seconds, Max.

• Preheating should be at 80°C to 120°C, max., within 120 seconds.

(3) When soldering two or more terminals to the common land, use solder resist to solder them independently.

Flux CleaningSee page 225.

Packaging Specifications

Stick specification