



## FEATURES

1. Sealed construction - internal actuator o-ring and epoxy terminal seal standard
2. IP67 protection Degree
3. Surface mounting (SMT)



## SPECIFICATIONS

CONTACT RATING: R- 0.4 VA max @ 20 V AC or DC  
 ELECTRICAL LIFE: 30,000 make-and-break cycles at full load  
 CONTACT RESISTANCE: 20 mΩ max. initial @ 2-4 VDC, 100 mA  
 INSULATION RESISTANCE: 1,000 MΩ min.  
 DIELECTRIC STRENGTH: 1,500 V RMS @ sea level.  
 DEGREE OF PROTECTION : IP67  
 OPERATING TEMPERATURE: -30°C to +85°C

## MATERIALS

CASE and BUSHING - glass filled nylon PA6T G30 , flame retardant heat stabilized (UL94V-0 )  
 Actuator - Nylon, black standard. Internal o-ring seal standard with all actuator.  
 CONTACT AND TERMINAL - Copper alloy , silver or gold plated  
 SWITCH SUPPORT - Copper alloy , tin-plated  
 TERMINAL SEAL - Epoxy

## How do you build the switches you need!!

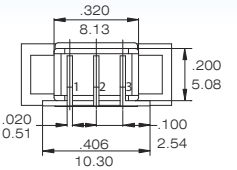
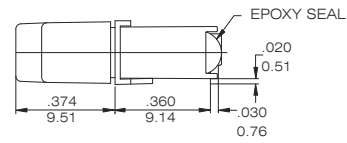
E R - 3 - A 2 - 2 - N R -

Switches Function		Actuator		Actuator Color		Contact Material		Package	
ER-3	SP on-none-on	A1	Std. 7.62	1	white	Q	silver plated	(none)	polly bag
ER-3B	SP on-none-(on)	A2	Std. 5.84	2	(std.) black	R	gold plated	T/R	tape & reel
ER-3A	SP on-off-on			3	Red	G	gold over silver		
ER-3H	SP (on)-off-(on)					K	gold / tin		
ER-3I	SP on-off-(on)								
				Marking				RoHS code	
				(none)	No marking			H = RoHS Compliant	
				1					
				2					
				Terminal					
				(none)	std				
				N	backward				
				M	backward				



1 2 Comm 3

Model No.	Switching position		
ER-3	ON	none	ON
ER-3A	ON	OFF	ON
ER-3B	ON	None	(ON)
ER-3H	(ON)	OFF	(ON)
ER-3I	ON	OFF	(ON)
Term. Comm.	2-3	open	2-1



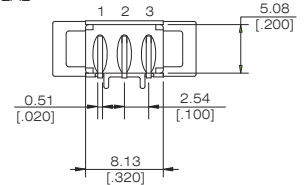
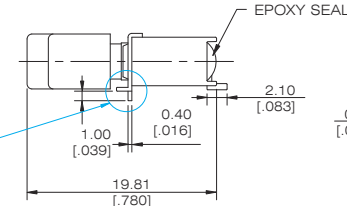
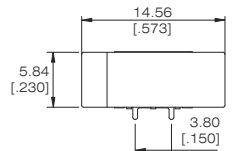
ER-3-A2-2-R

### The M&N terminal type



1 2 Comm 3

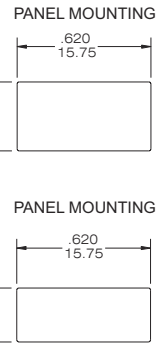
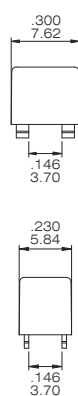
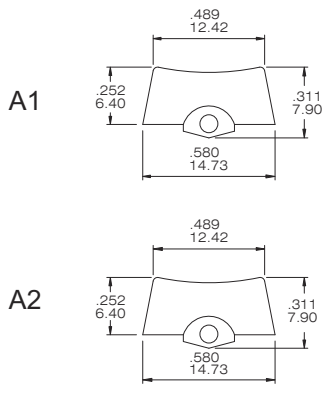
Model No.	Switching position		
ER-3	ON	none	ON
ER-3A	ON	OFF	ON
ER-3B	ON	None	(ON)
ER-3H	(ON)	OFF	(ON)
ER-3I	ON	OFF	(ON)
Term. Comm.	2-3	open	2-1



without positioning pins  
ER-3-A2-2-NR

ER-3-A2-2-MR

### Actuator Option

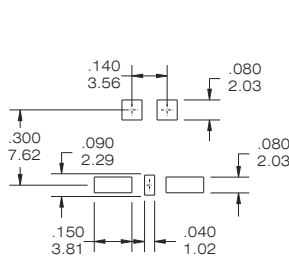


### Actuator Color Option

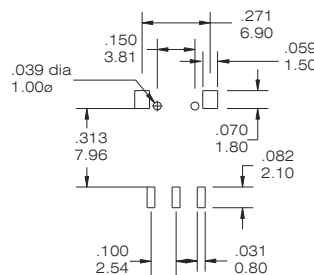
Code	Color
1	white
2	Black(std.)
3	Red

Other colors. custom actuator marking available consult factory.

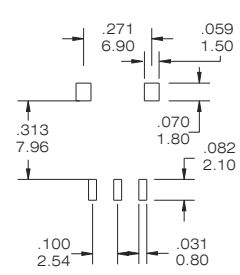
### THE P.C.B MOUNTING



ER-3-A \*



ER-3-A \* -M



ER-3-A \* -N

### CONTACT MATERIAL OPTIONS

CODE	CONTACT MATERIAL	TERMINAL MATERIAL	RATING
Q	Silver plated	Silver plated	3 A @ 120V AC or 28 V DC; 1.5 A @ 250 VAC
R	Gold plated over nickel plated	Gold plated over nickel plated	0.4VA MAX @ 20 V AC or DC MAX
G	Gold plated over silver plated	Gold plated over silver plated	0.4 VA MAX @ 20 V AC or DC MAX or 3 A @ 120V AC or 28 V DC; 1.5 A @ 250 VAC
K	Gold plated over nickel plated	Tin over nickel plated	0.4VA MAX @ 20 V AC or DC MAX