

TG series

Tiny slide switches

Overview and specifications

☐ Sealed

- Single piece case
- Epoxy sealed terminals

UG1006-A

☐ Wide variety of contact materials

☐ Same PCB layout as TL, TP and TR tiny series

SPECIFICATIONS

- Current/voltage rating with resistive load :
 - Gold plated contacts : 0,4VA 20V max. AC or DC.
 - Silver plated contacts : 0,5A 48V max. AC or DC
- Contact resistance : 20 mΩ max.
- Insulation resistance : 1.000 MΩ min. at 500VDC
- Dielectric strength : 1.000 Vrms 50 Hz min. between terminals and frame
500 Vrms 50 Hz min. between terminals
- Electrical life at full load : 2 position switches : 60.000 cycles
3 position switches : 30.000 cycles
- Travel : 2,60 mm (.102)
- Operating temperature : -30°C to +85°C
- Cleaning : solvents or water + detergent
- Wave soldering : 260°C - 5 sec. max.

MATERIALS

- Case : flame retardant thermoplastic
- Actuator : thermoplastic
- Ground plate and bracket : brass, tin plated
- Contacts and terminals : see above
- Rubber seal : silicone, transparent
- Terminal seal : epoxy

MODEL STRUCTURE

TG

SERIES

Number of poles

3 Single pole

Electrical functions

6	ON	-	ON
9	ON	OFF	ON

Terminals

P0	Straight PC
Y0	Straight PC, bracket mounting
W0	Right angle, horizontal mounting
MW	Wire-wrap

OPTIONS

Contact and terminal materials

- 0 Brass, gold plated (std)
- 1 Brass, silver plated
- 3 Brass, gold plated (1,27 μ gold)
- 8 Contact brass, gold plated + tin plated terminals
- 9 Contact brass, gold plated (1,27 μ gold) + tin plated term.

Actuators

00	High (standard)
10	Flush

Model

00	Standard
50	Washable

Dimensions : First dimensions are in mm while inches are shown as bracketted numbers.

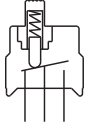


Packaging unit : 100 pieces, except for models with right angle terminals (50 pieces)

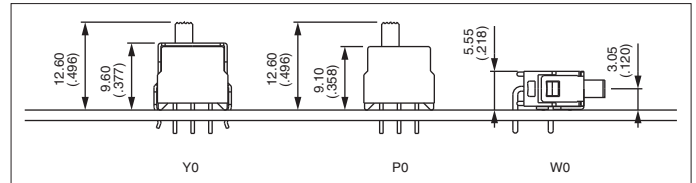
TG series

Tiny slide switches

Standard or washable



- Straight PC, right angle or wire-wrap terminals
- Single pole
- The silicone rubber seal can be removed after cleaning.



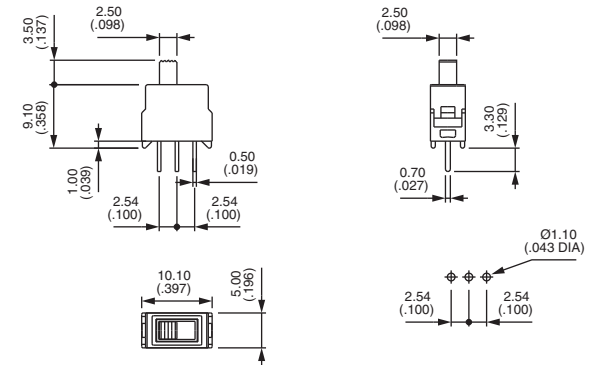
To complete the following part numbers, refer to "Overview" and replace the • symbol with one of the options proposed under "Contact and terminal materials".

Straight PC terminals - standard model



TG36P0•0000
TG39P0•0000

ON - ON
ON OFF ON

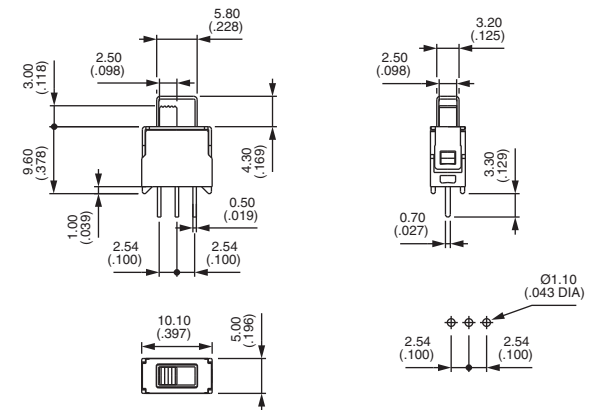


Straight PC terminals - washable model



TG36P0•0050
TG39P0•0050

ON - ON
ON OFF ON

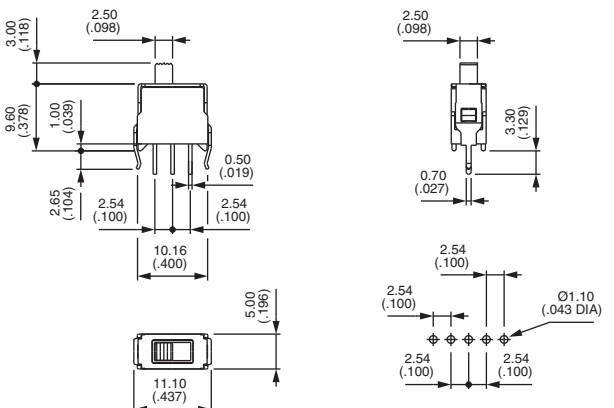


Straight terminals - bracket mounting - standard model



TG36Y0•0000
TG39Y0•0000

ON - ON
ON OFF ON



TG series

Tiny slide switches

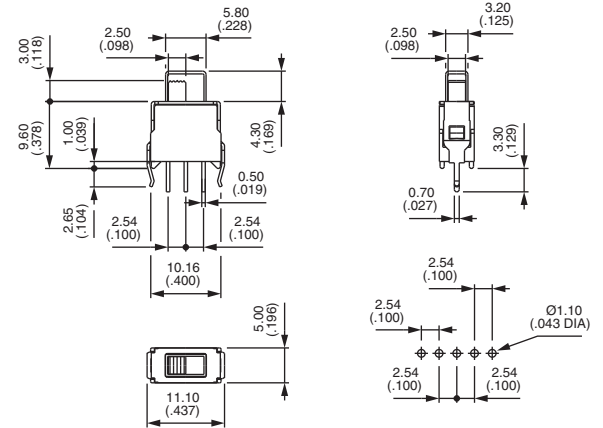
Standard or washable

Straight terminals - bracket mounting - washable model



TG36Y0•0050
TG39Y0•0050

ON - ON
ON OFF ON

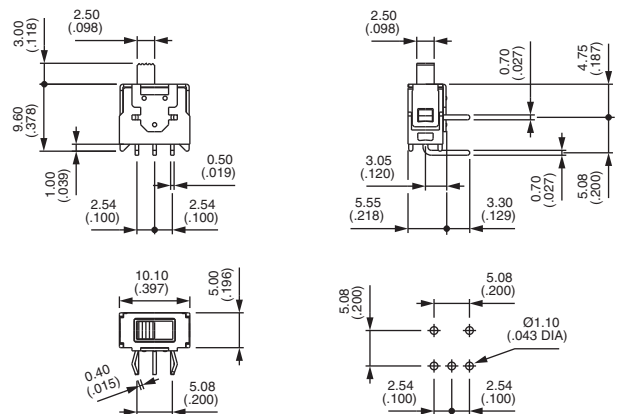


Right angle terminals - horizontal mounting - standard model



TG36W0•0000
TG39W0•0000

ON - ON
ON OFF ON

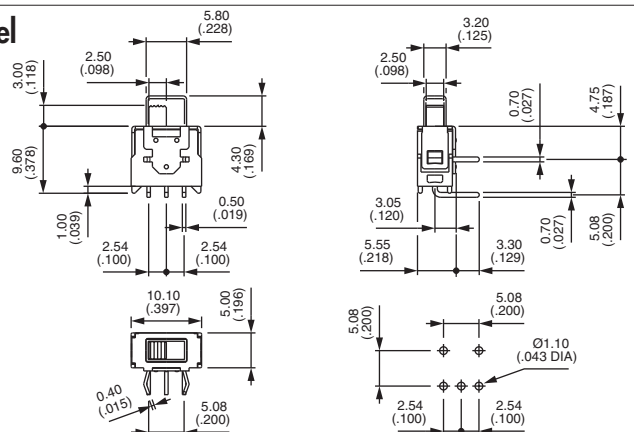


Right angle terminals - horizontal mounting - washable model



TG36W0•0050
TG39W0•0050

ON - ON
ON OFF ON



OTHER CONFIGURATIONS

MW Wire-wrap terminals

10 Flush actuator

