


# NTC316 Series

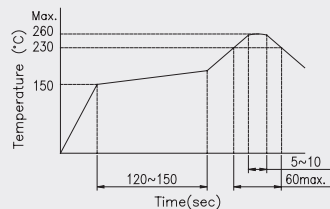
## ■ Features

- Compact size 4.7x4.5mm.
- Horizontal direction.



Rating (max)	DC12V 50mA
Contact Resistance	100mΩ max.
Insulation Resistance	DC500V-100MΩ min.
Withstand Voltage	AC250V - 1 minute

### Recommended Reflow Soldering Profile



Number of Reflow Pass : 2 cycles

### Recommended Manual Soldering Profile

	Temperature	Time
Manual Soldering Temperature	350 °C (max.)	3 Sec.(max.)

The solder iron and solder shall be applied at a distance of 1.91 mm to 2.54 mm from the plastic housing.

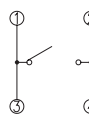
### Operating Force & Durability

160 ± 50gf	200,000 cycles
220 ± 50gf	100,000 cycles

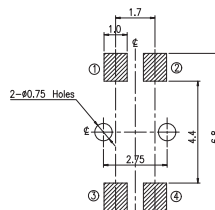
## ■ SMT- G Type Horizontal 4.7L x 4.5W x 1.65H [ Without Ground Terminal ]

Product No.	Stroke	Boss	Package
NTC316-AC1G-A160T	0.25 ± 0.1mm	With	3,300 Pcs/Reel
NTC316-AC1G-A220T	0.3 <sup>+0.1</sup> <sub>-0.2</sub> mm	With	
NTC316-AD1G-A160T	0.25 ± 0.1mm	Without	
NTC316-AD1G-A220T	0.3 <sup>+0.1</sup> <sub>-0.2</sub> mm	Without	

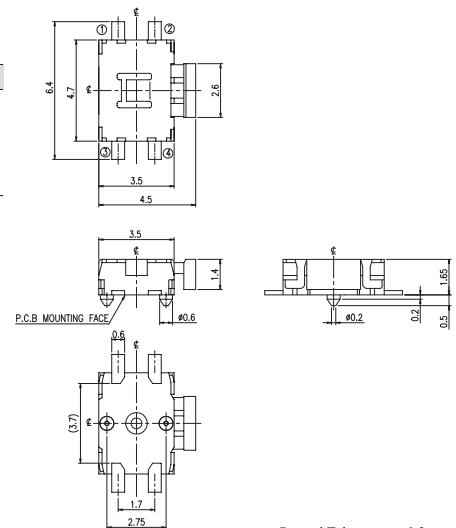
### Schematic



### P.C.B Layout



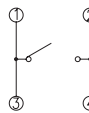
## ■ Outline Drawing



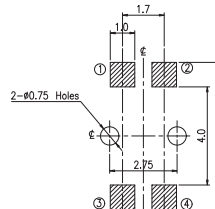
## ■ SMT- J Type Horizontal 4.7L x 4.5W x 1.65H [ Without Ground Terminal ]

Product No.	Stroke	Boss	Package
NTC316-AC1J-A160T	0.25 ± 0.1mm	With	3,300 Pcs/Reel
NTC316-AC1J-A220T	0.3 <sup>+0.1</sup> <sub>-0.2</sub> mm	With	
NTC316-AD1J-A160T	0.25 ± 0.1mm	Without	
NTC316-AD1J-A220T	0.3 <sup>+0.1</sup> <sub>-0.2</sub> mm	Without	

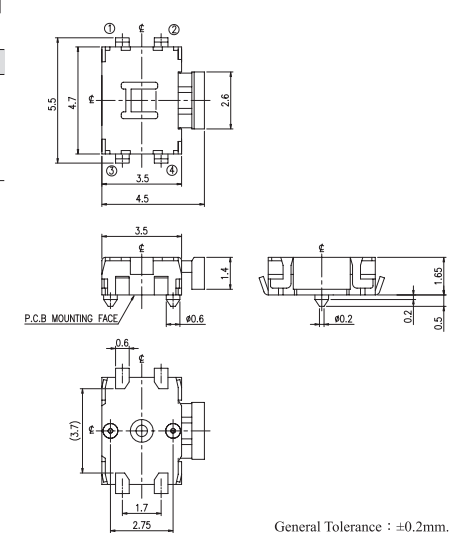
### Schematic



### P.C.B Layout



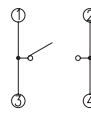
## ■ Outline Drawing



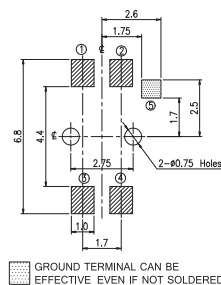
## ■ SMT - G Type Horizontal 4.7L x 4.5W x 1.65H [ With Ground Terminal ]

Product No.	Stroke	Boss	Package
NTC316-DC1G-A160T	0.25 ± 0.1mm	With	3,300 Pcs/Reel
NTC316-DC1G-A220T	0.3 <sup>+0.1</sup> <sub>-0.2</sub> mm	With	
NTC316-DD1G-A160T	0.25 ± 0.1mm	Without	
NTC316-DD1G-A220T	0.3 <sup>+0.1</sup> <sub>-0.2</sub> mm	Without	

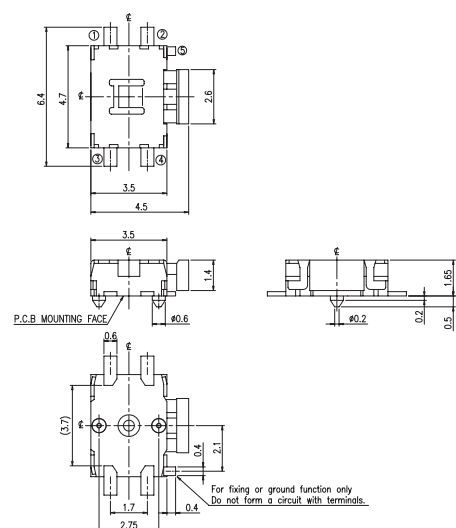
### Schematic



### P.C.B Layout



## ■ Outline Drawing

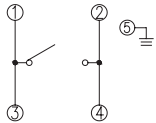


■ SMT- J Type Horizontal

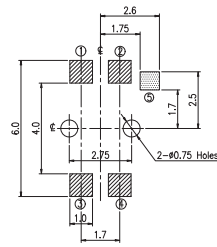
4.7L x 4.5W x 1.65H  
[ With Ground Terminal ]

Product No.	Stroke	Boss	Package
NTC316-DC1J-A160T	0.25 ± 0.1mm	With	3,300 Pcs/Reel
NTC316-DC1J-A220T	0.3 $^{+0.1}_{-0.2}$ mm	With	
NTC316-DD1J-A160T	0.25 ± 0.1mm	Without	
NTC316-DD1J-A220T	0.3 $^{+0.1}_{-0.2}$ mm	Without	

Schematic

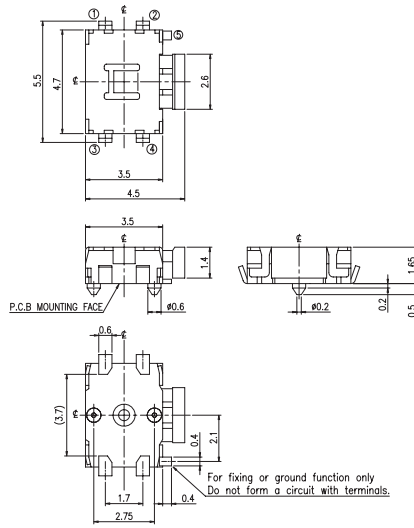


P.C.B Layout



GROUND TERMINAL CAN BE EFFECTIVE EVEN IF NOT SOLDERED.

■ Outline Drawing



General Tolerance : ±0.2mm.

