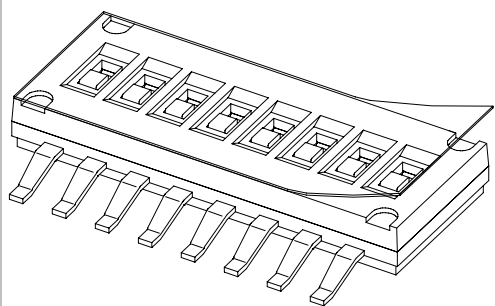


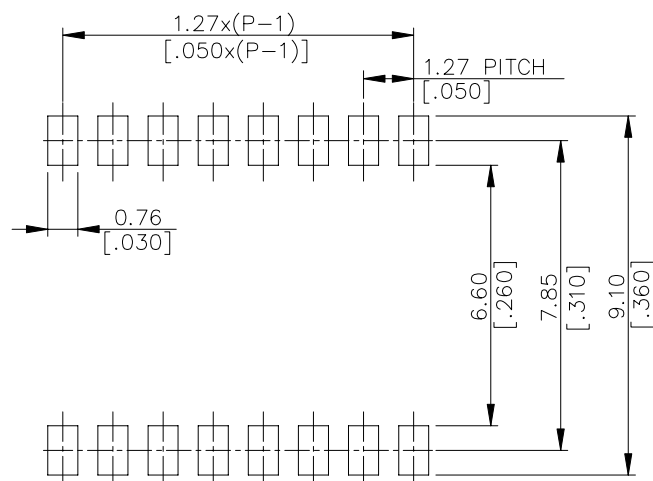
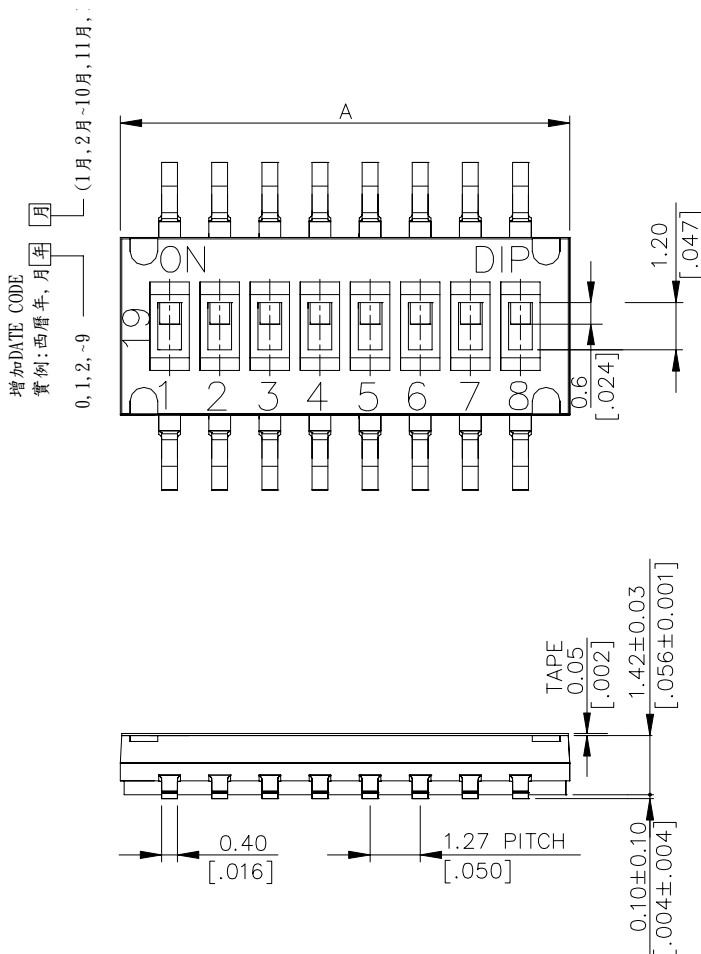
(F)(N)HDS SERIES

DIMENSIONS

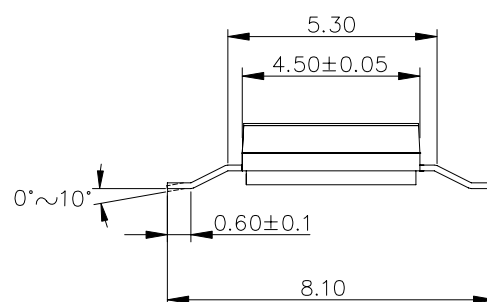
FHDS (Terminal length 8.1mm)



FHDS-02	2	3.77 [.148]
FHDS-04	4	6.31 [.248]
FHDS-06	6	8.85 [.348]
FHDS-08	8	11.39 [.448]
FHDS-10	10	13.93 [.548]
PROD.NO.	NO. OF POS	DIM A

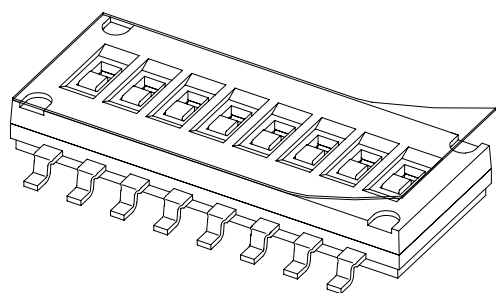


P.C.B LAYOUT

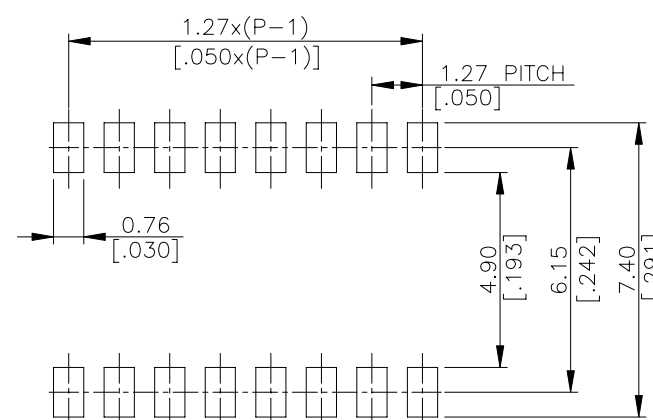
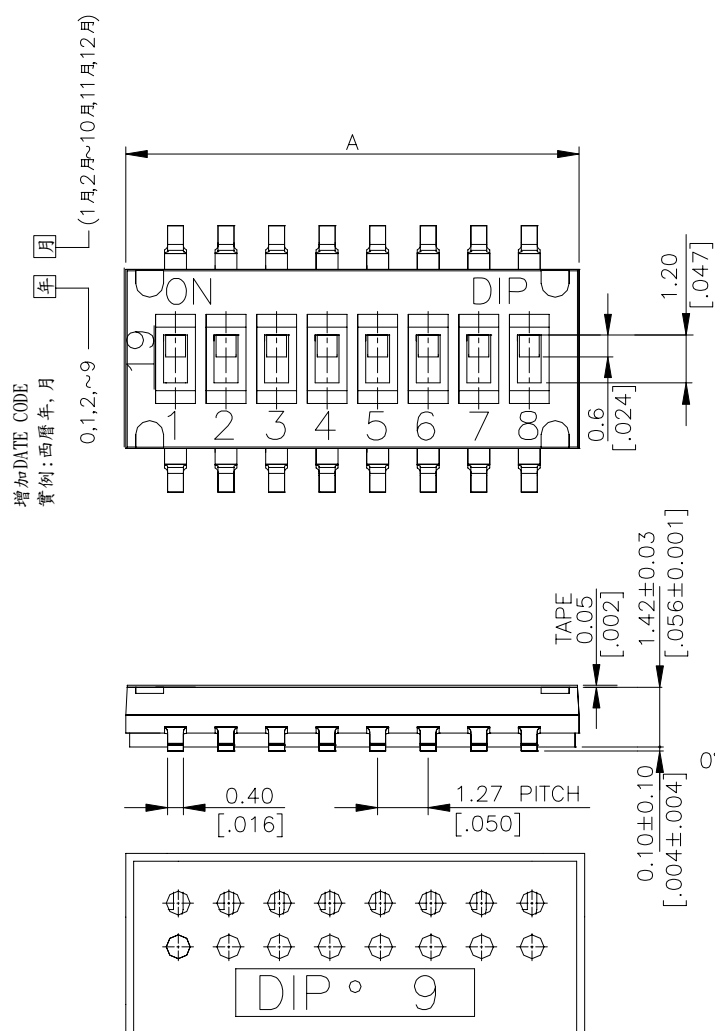


****GENERAL TOLERANCES MAX:±0.2mm.****

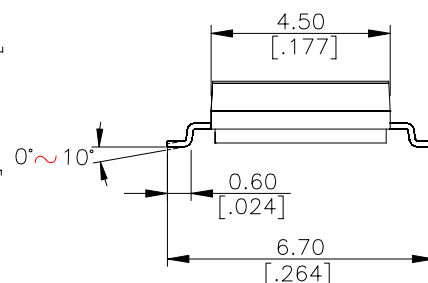
NHDS (Terminal length 6.7mm)



NHDS-02	2	3.77 [.148]
NHDS-04	4	6.31 [.248]
NHDS-06	6	8.85 [.348]
NHDS-08	8	11.39 [.448]
NHDS-10	10	13.93 [.548]
PROD.NO.	NO. OF POS	DIM A



P.C.B LAYOUT



****GENERAL TOLERANCES MAX:±0.2mm.****

HOW TO ORDER

(F)NHDS - □ □ □ - □ - □ - □

Package Style:
□ = Tube
T/R = Tape & Reel

Soldering
V = Lead Free Solderable

Sealed:
□ = Without Tape
T = Top Tape Sealed

F = In OFF Position

Number Of Positions:
02 = 2 Positions
04 = 4 Positions
06 = 6 Positions
08 = 8 Positions
10 = 10 Positions

F = Half Pitch Dip Switch (Terminal Length 8.1mm)
N = Half Pitch Dip Switch (Terminal Length 6.7mm)

SPECIFICATION

Mechanical Life	Operation Force	Stroke	Operation Temperature	Storage Temperature
1000 cycles	500 gf	0.6 mm	-40℃ to+85℃	-40℃ to+85℃

ELECTRICAL

Electrical Life	Non-Switching Rating	Switching Rating	Contact Resistance	Insulation Resistance	Dielectric Strength	Circuit
1000 Cycles	100 mA ,50VDC	25mA, 24VDC	100mΩ max. at initial	100MΩ min. (at 500VDC)	300VAC/ 1minute	SPST

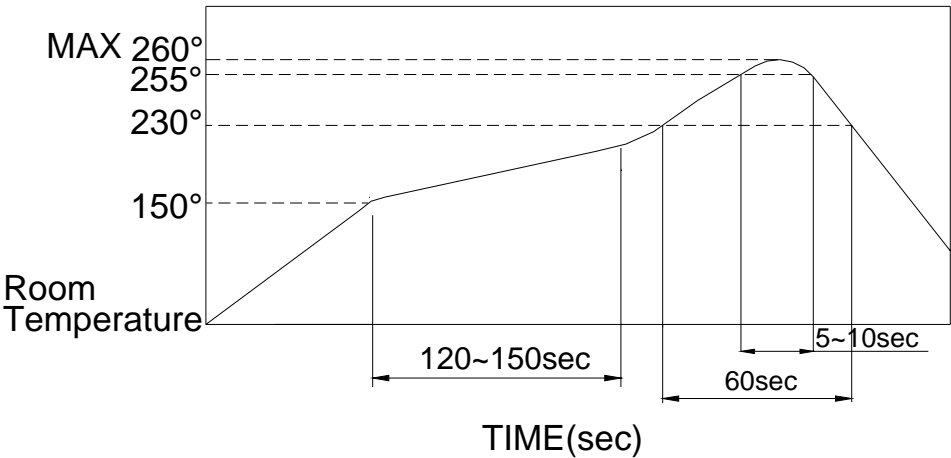
MATERIAL

- △ Base : UL 94V-0 Nylon Thermoplastic
- Color : Black
- △ Cover : UL 94V-0 Nylon Thermoplastic
- Color : Black
- △ Actuators : LCP Thermoplastic
- Color : White
- △ Contact : Alloy Copper With Gold Plated
- △ Terminal : Brass With Gold Plated
- △ Tape : KAPTON

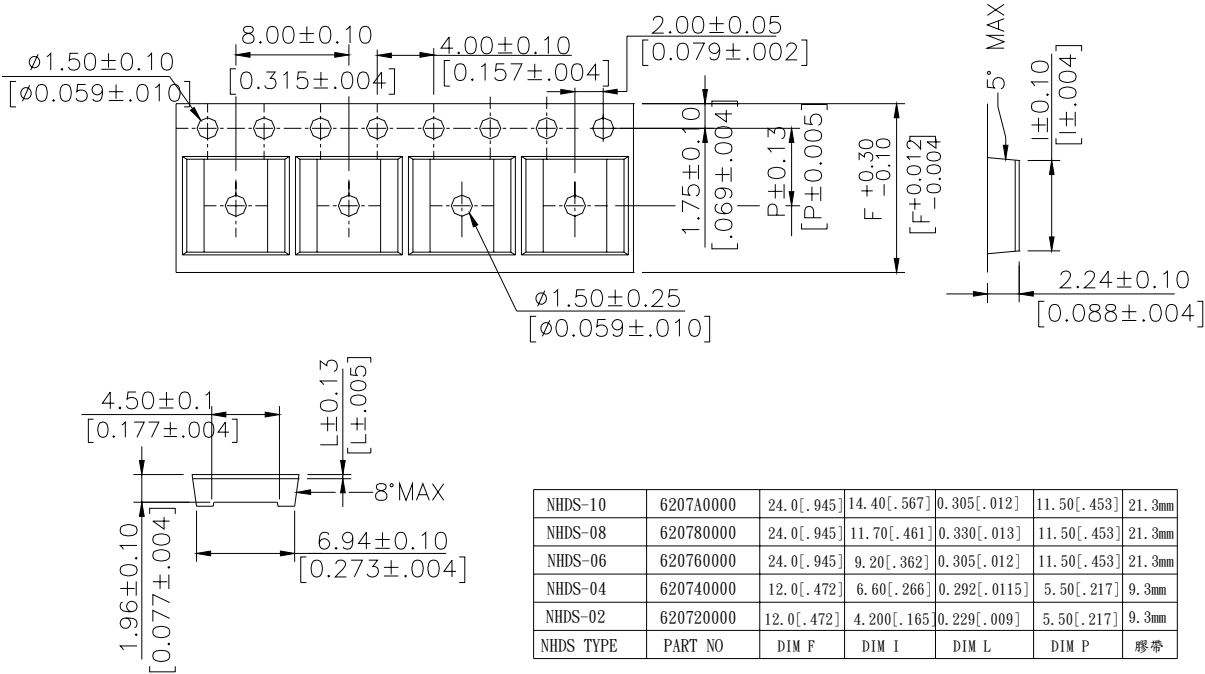
SOLDERING PROCESS

- △CLEANING:
- 1. Only Tape sealed types apply to wash process.
 - 2. Do not remove the tape before wash process.
 - 3. After soldering process, do not continue the wash process immediately. Please wait for at least 3 minutes.
 - 4. Apply alcoholic solvents as cleaning agent do not use other solvents or water.
 - 5. Ultrasonic cleaning is not recommended.
 - 6. The cleaning process per stage is max. 1 minute and the whole cleaning time are not to exceed 3 minutes.
 - 7. Do not impose any external force on switch while washing.
- △ Any flux enters the switch may fail the conductivity.

△Reflow Temperature Profile: （reference）

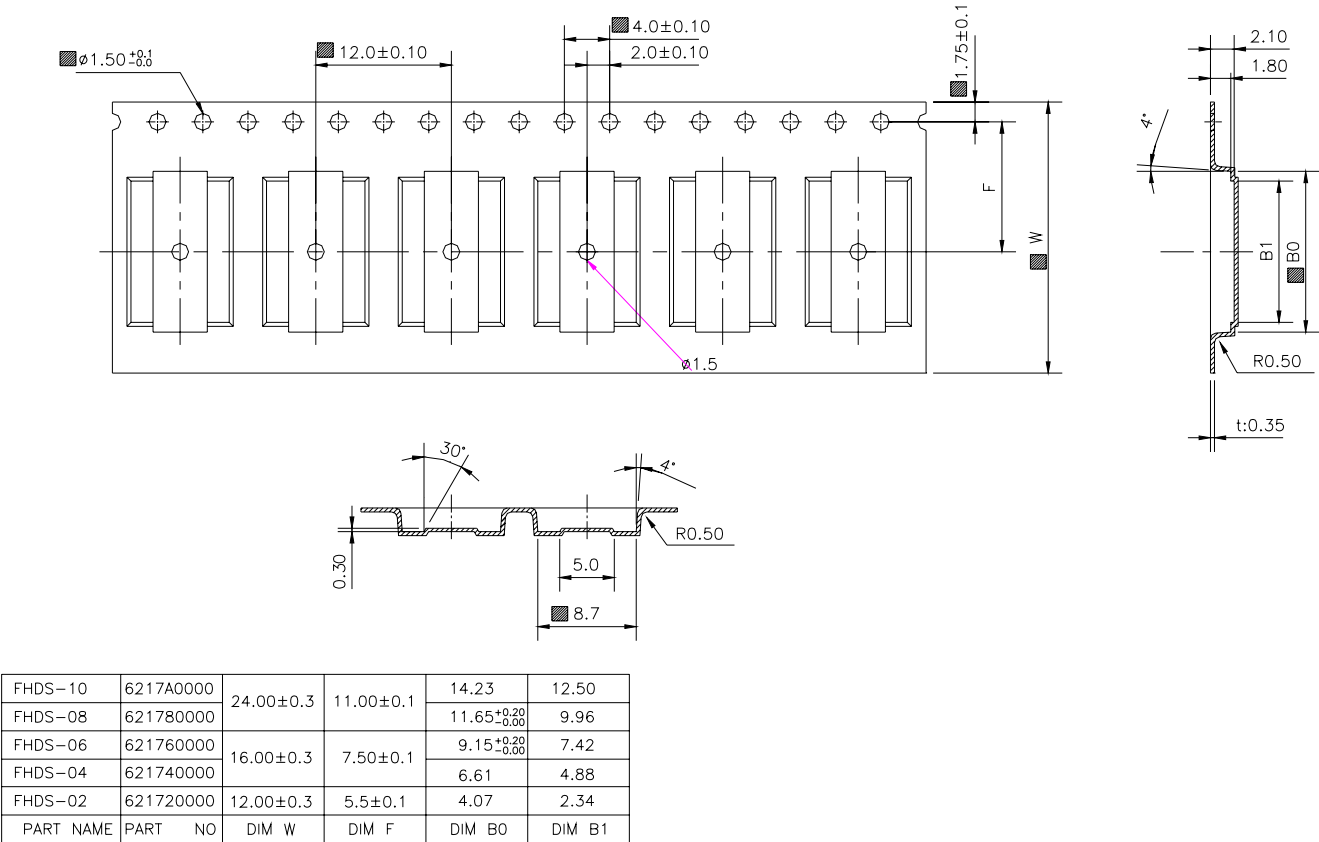


PACKING
NHDS CARRIER



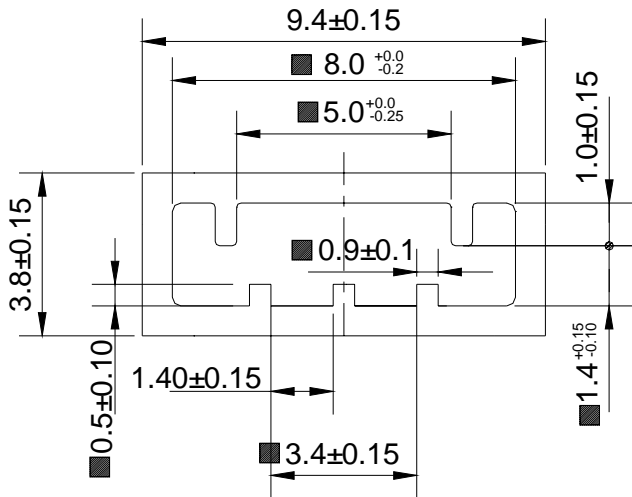
GENERAL TOLERANCES MAX:±0.1mm.

FHDS CARRIER



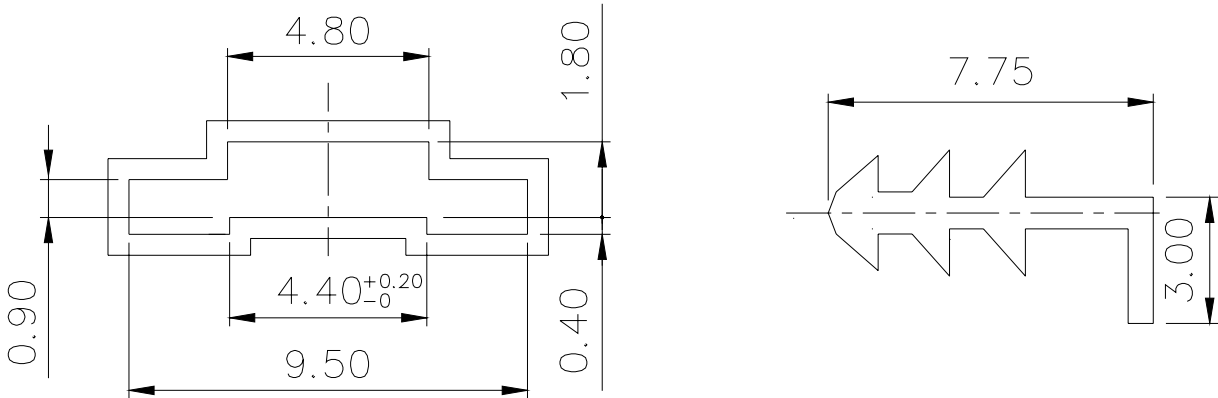
GENERAL TOLERANCES MAX:±0.1mm.

NHDS TUBE



GENERAL TOLERANCES MAX:±0.20mm.

FHDS TUBE



GENERAL TOLERANCES MAX:±0.20mm.

Part Number	Number Per Tube	Number Per Reel
NHDS-02	125	4000
NHDS-04	75	4000
NHDS-06	54	4000
NHDS-08	40	4000
NHDS-10	33	4000
FHDS-02	125	2500
FHDS-04	75	2500
FHDS-06	54	2500
FHDS-08	40	2500
FHDS-10	33	2500